

# › Product Guide Van & compact van accessories

2022





› **Bring your life**

Whether it's exploring spectacular nature in the great outdoors or travelling the world with family and friends, we all have a passion for enjoying an active life.

At Thule, we share your desire to spend more time enjoying our passions – which means less time worrying about how to bring all the stuff we need. In this catalogue, we've collected all our recreational vehicle accessories, especially for your van or compact van. But that's just a small part of everything that's Thule. Thule is also a part of Thule Group, a collection of international brands that have one common mission: develop smart ways to simplify your active life.

Wherever your passion takes you, whatever you're bringing.  
With Thule products, you're free to live your active life to the full.

**04**

**Awnings**

Awnings for vans	12
Awnings for compact vans	16
Accessories	22



**48**

**Roof Rack System**

Roof Rack	52
Water Sport Racks	56
Winter Sport Racks	60
Telescopic Ladder	62
Magnetic kit for wall fixation	63



**82**

**Comfort & Security**

Steps	84
Levelers	85
Locks	86



**24**

**Smart Panels**

Sun Blocker G2	28
Rain Blocker G2	30
View Blocker G2	32
Windscreen	33



**64**

**Bike Racks**

Rear Door-mounted Bike Racks	68
Towbar-mounted Bike Racks	72
Accessories	74



**34**

**Tents**

Tents for vans	38
Tent for VW T5/T6	42
Accessories	46



**76**

**Storage**

Organizers	78
Fixation Systems	79
Boxes	80
Basket	81
Cargo	81



**92**

**Technical Specifications**





## › Awnings

Thule awnings are designed to provide shade on sunny days and to serve as a shelter on rainy days. We offer a wide range of awnings with unique features in order to fit any vehicle type.





# A solution for every vehicle

Travelling with your recreational vehicle means freedom: you can go wherever you want, whenever you want. Make a stop at the most wonderful places and enjoy outdoor life. A Thule awning is the perfect way to have a sheltered space next to your vehicle and it also provides shade and protection against the weather elements. You can easily mount awning accessories for different purposes in just a few simple steps! Thule offers awnings in 2 different categories to perfectly fit your vehicle and personal needs.



## Wall-mounted Awnings

- Most common installation on the vehicle wall
- Large range of adapters available, developed together with and approved by RV manufacturers, to fit any vehicle type



## Roof-mounted Awnings

- Installation on top of the vehicle
- Selection of adapters for specific manufacturer's models available
- Perfectly integrated on the current vehicle design
- Alternative in case of lack of space or width restrictions



## Why choose a Thule awning?



### Ease of use

Manual awnings have a telescopic hand crank for opening and motorised awnings have a remote control or a switch for effortless opening. Thanks to the Thule Quick Release system, the support legs can be released on demand to prevent them from falling during the set-up. All support legs are dropped vertically to reduce the risk of damaging your vehicle. Easily adjust the legs to the right heights with the user-friendly Thule Quick Lock system.



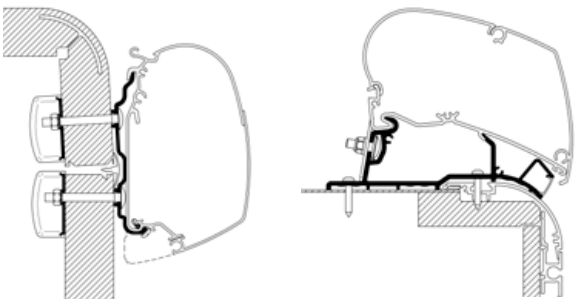
### Wide range of accessories

Thule offers different accessories to extend your awning to suit your lifestyle. For example the Thule Smart Panels are the perfect solution if you want to create privacy and in the meantime be protected from weather elements such as sun, rain and wind. Add more outdoor living space by using a Thule awning tent.



### Appealing design

Thule Omnistor awnings have a timeless design that perfectly matches any vehicle type. Depending on your awning type, you have the choice between following cassette finishes: anodised, white, anthracite or anodised/black.



### Preferred awning brand

Thule is the elected best brand in awnings for years. Thule has a large range of installation brackets and adapters available, developed together with and approved by the recreational vehicles manufacturers.



### Superior product stability

Thule Omnistor awnings are equipped with sturdy tension arms in combination with an innovative support of the roller tube to create a perfectly tensioned awning fabric. They also increase resistance to wind for safer usage. Depending on the awning type, lengths from 3.75 m and more are supplied as standard with an integrated tensioning system or with an extra tension rafter to keep the fabric even tighter. All our awnings are tested in various weather conditions for optimal stability.



**A leading brand in awnings for years**

## Awning finishes



### Cassette finishes

All Thule Omnistor awnings are made of sturdy aluminium profiles that guarantee long lasting safety and reliability. Thule awnings are tested under the toughest conditions to ensure they surpass current standards.




Anodised



White



Anthracite



Anodised/Black

NOTE - Not all cassette and fabric finishes can be combined. Please refer to each awning type to find out the available combinations



### Fabric finishes


The top quality PVC fabric is printed on both sides and has a coating to keep the fabric colour fixed, watertight, washable and durable. Depending on your awning type, you can choose different patterns for your awning fabric.



31 - Mystic Grey



32 - Sapphire Blue



22 - Uni White




07 - Uni Grey

NOTE - Uni White (22) is available on request with a longer delivery time



### FABRIC UV PROTECTION

The coating not only ensures a high degree of scratch and fade-resistance, but also increases UV and heat-resistance.



### + Long lasting reliability

Top quality PVC fabric composed of 5 layers to ensure the awning is watertight, washable, durable and resistant to scratches.

- 1 - PVC top coat: ensures colour protection and scratch resistance
- 2 - Vinyl with printed pattern
- 3 - Strong layer in polyester scrim



# Which Thule awning is right for you?

## You have a van



### ROOF-MOUNTED AWNING



#### Thule Omnistor 6300

See p.12

• Manual or motorised	
• Lengths:	3.25 to 4.00 m
• Projection:	2.50 m
• Finishes:	Anodised - White - Anthracite - Anodised/Black

### WALL-MOUNTED AWNING



#### Thule Omnistor 5200

See p.14

• Manual or motorised	
• Lengths:	1.90 to 5.00 m
• Projection:	2.50 m
• Finish:	Anthracite



Fit van with lift roof

## You have a compact van

### WALL-MOUNTED AWNING



#### Thule Omnistor 5102 for VW T5/T6

See p.16

• Manual	
• Lengths:	2.60 m
• Projection:	2.00 m
• Finishes:	Light Grey - Anthracite



#### Thule 3200

See p.20

• Manual	
• Lengths:	1.90 to 3.00 m
• Projection:	2.50 m
• Finishes:	Anthracite - Anodised/Black



More info:  
scan this  
QR code



#### Thule 4200

See p.18

• Manual	
• Lengths:	2.60 to 3.00 m
• Projection:	2.00 - 2.50 m
• Finishes:	Anodised - White - Anthracite

ALL TECHNICAL SPECIFICATIONS - See p.92 to 93

thule.com > Select > Products  
> Van accessories > Awnings



# Which Thule awning is right for you?



## Thule Fit Guide Our products make your dream camping trip a reality

### Go to:

www.thule.com

> Products

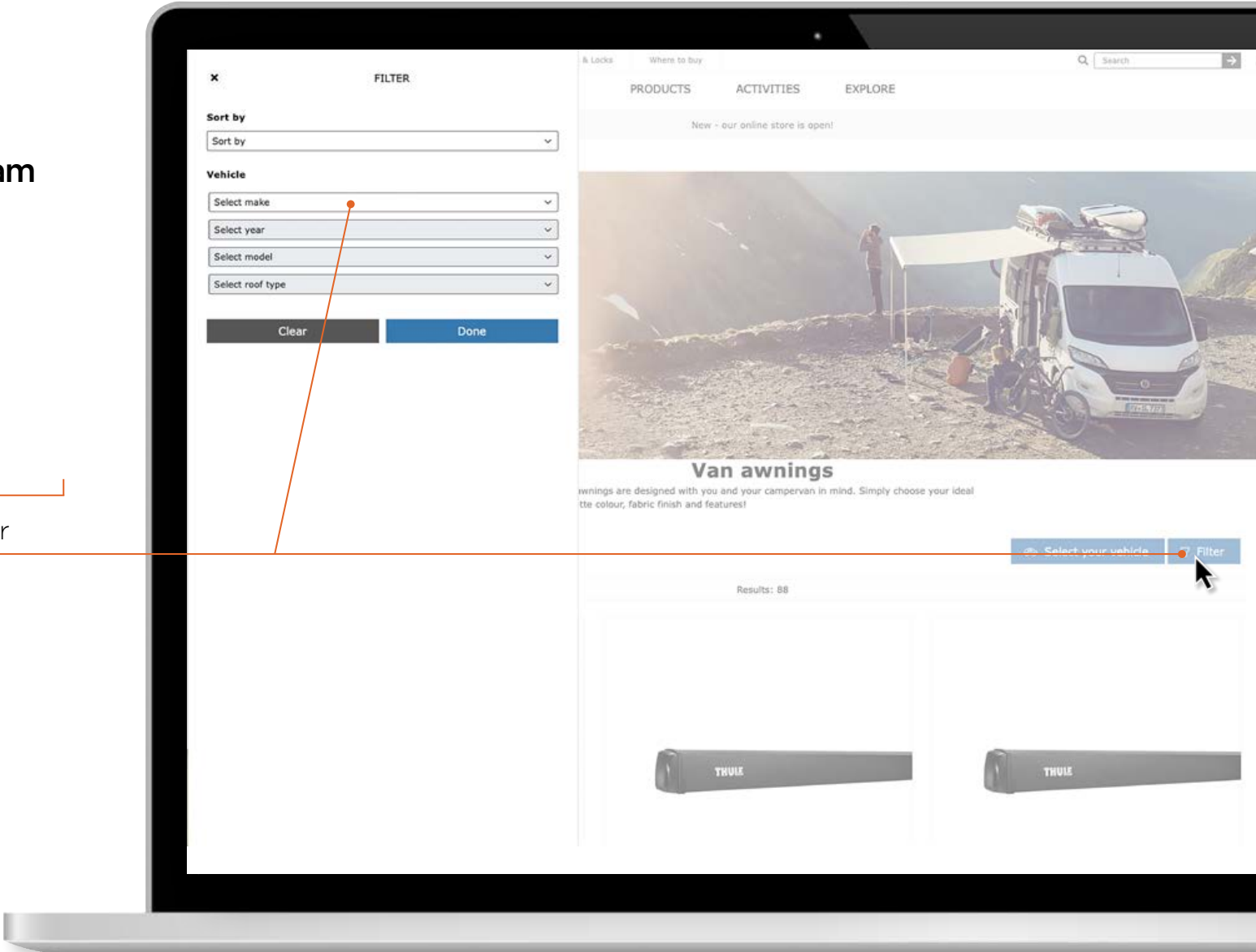
> Van accessories

> Awnings >> Click on Filter

Select your vehicle model,  
roof type and size to find  
out what awnings we have  
to offer!



Scan this  
QR code





Roof-mounted Awnings  
Thule Omnistor 6300

The perfect roof awning for vans

The Thule Omnistor 6300 awning is available in 3 lengths perfect for vans: 3.25 m, 3.75 m and 4.00 m with a projection of 2.50 m. The awning cassette is available in anodised, white, anthracite and in the colour combination anodised/black.

Operated manually or with a motor

An optional 12 VDC motor with manual override allows you to operate awning lengths from 3.00 m and more without any effort. The motor can easily be installed as an accessory on a manual Thule Omnistor 6300 awning (+ 1 kg).

Perfect fabric tension

Sturdy spring arms with patented integrated tension arms ensure a perfectly tensioned awning fabric for increased wind resistance. The patented tension arms are standard integrated for awning lengths 3.75 m and 4.00 m and are optional for a 3.25 m awning length.

+ Add to your Thule Omnistor 6300

Smart Panels – See p.24 to 33  
Tents – See p.34 to 45

See more accessories p.22

Thule Omnistor 6300 - Manual



Thule Omnistor 6300 - Motorised



Roof-mounted Awnings  
Thule Omnistor 6300



ALL TECHNICAL SPECIFICATIONS - See p.92

CASSETTE FINISHES

- Anodised
- White
- Anthracite
- Anodised/Black

MORE PRODUCT INFO



TO 6300





# Wall-mounted Awnings

## Thule Omnistor 5200

### Perfect fit wall awning for your van with lift roof

For Fiat Ducato, Peugeot Boxer and Citroën Jumper > 2007 with lift roof, the wall-mounted awning Thule Omnistor 5200 is available with an especially designed adapter with integrated LED. Lengths: 3.15 m, 3.75 m and 4.00 m. For other brands, the Thule Omnistor 5200 awning is available in lengths from 1.90 to 5.00 m

#### Operated manually or with a motor

An optional 12 VDC motor with manual override allows you to operate awning lengths from 3.00 m and more without any effort. The motor can easily be installed retrofit as an accessory on a manual Thule Omnistor 5200 awning (+ 1 kg).

#### Perfect fabric tension

Sturdy spring arms with patented integrated tension arms ensure a perfectly tensioned awning fabric for increased wind resistance. The patented tension arms are standard integrated for awning lengths from 3.75 m and more and are optional for a 3.15 m awning length.

### + Add to your Thule Omnistor 5200

**Smart Panels** – See p.24 to 33  
**Tents** – See p.34 to 45

See more accessories p.22

Thule Omnistor 5200 - Manual



Thule Omnistor 5200 - Motorised



# Wall-mounted Awnings

## Thule Omnistor 5200



**ALL TECHNICAL SPECIFICATIONS** - See p.92

#### CASSETTE FINISHES

■ Anthracite

#### MORE PRODUCT INFO



TO 5200





Wall-mounted Awnings  
Thule Omnistor 5102

Small awning conceived for Volkswagen T5/T6

The Thule Omnistor 5102 awning is developed together with and approved by Volkswagen. Comes in a standard length of 2.60 m with a projection of 2.00 m and is available in the colours light grey and anthracite.

Easy installation

Its easy installation makes it the perfect fit for city living. Mounted to the existing roof rails using the dedicated adapter.

Living space

Increase your living space with 5 m² by adding a Thule Residence G3 awning tent, especially created for the Thule Omnistor 5102 awning.

Colour harmony

Two cassette colours are available in order to increase the harmony of your Volkswagen. Anthracite matches the bumper and door handles of your van.

+ Add to your Thule Omnistor 5102

Smart Panels – See p.24 to 33  
Tents – See p.42

See more accessories p.22



Thule Omnistor 5102 - Manual



Wall-mounted Awnings  
Thule Omnistor 5102

**Design** - Ideal look which perfectly integrates with VW T5/T6.



**Perfect fabric tension** - Sturdy spring arms with patented integrated tension arms ensure a perfectly tensioned awning fabric for increased wind resistance.

**Thule Quick Lock System** - User-friendly system to help you set up and adjust the support legs to the right heights.

ALL TECHNICAL SPECIFICATIONS - See p.93

NOTE - Only for short wheel base models

CASSETTE FINISHES

- 309852 - 2.60 x 2.00 m (LHD) Light Grey (fabric finish 31)
- 309851 - 2.60 x 2.00 m (LHD) Anthracite (fabric finish 31)
- 308885 - 2.60 x 2.00 m (RHD) Light Grey (fabric finish 31)
- 308988 - 2.60 x 2.00 m (RHD) Anthracite (fabric finish 31)

MORE PRODUCT INFO



TO 5102





# Wall-mounted Awnings Thule 4200

## New wall-mounted awning for your compact van

The Thule 4200 awning is the lightest box awning in the market. It's available in lengths from 2.60 m to 3.00 m with a projection of 2.00 m to 2.50 m.

**Design**  
Sleek design to obtain the best integration on the compact van through a new end cap shape. The awning cassette is available in white, anodised or anthracite and is combined with the Mystic Grey fabric.

**Optimal closing**  
An easy roller tube adjustment system on the side opposite to the gear assures a perfect closing of the cassette, even after years of usage.

**Ease of use**  
A telescopic hand crank ensures an easy opening and closing of the awning. Thanks to an especially designed and easy to apply sealing rubber with integrated drainage system, the gap between the vehicle and the awning is perfectly sealed and the rain water is evacuated automatically.

### + Design



Sleek design to obtain the best integration on the compact van through a new end cap shape



Thule 4200 - Manual



# Wall-mounted Awnings Thule 4200



ALL TECHNICAL SPECIFICATIONS - See p.93

### CASSETTE FINISHES

- Anodised
- White
- Anthracite

### MORE PRODUCT INFO



Thule 4200



New



# Wall-mounted awnings Thule 3200

## Manual roll-up box awning for compact vehicles

The Thule 3200 awning is available in 5 lengths from 1.90 m to 3.00 m with a projection of 2.50 m. The awning cassette is available in completely anthracite finish or anodised with anthracite bottom and black end caps.

### Mounting

Ideal for direct mount on selected range of compact vans and roof rack installation on cars. The awning brackets need to be bought separately.

### One-person operation

The awning can be set up by only one person. Open the cassette and take out the tension arms. Roll out the awning manually and set up the support legs. At last, connect the tension arms with the support legs and create tension with the patented pump-buckle technology.

### Large projection

All awning lengths have a projection of 2.50 m, the largest projection on the market within its category.



## Add to your Thule 3200

**Smart Panels** -  
See p.24 to 33

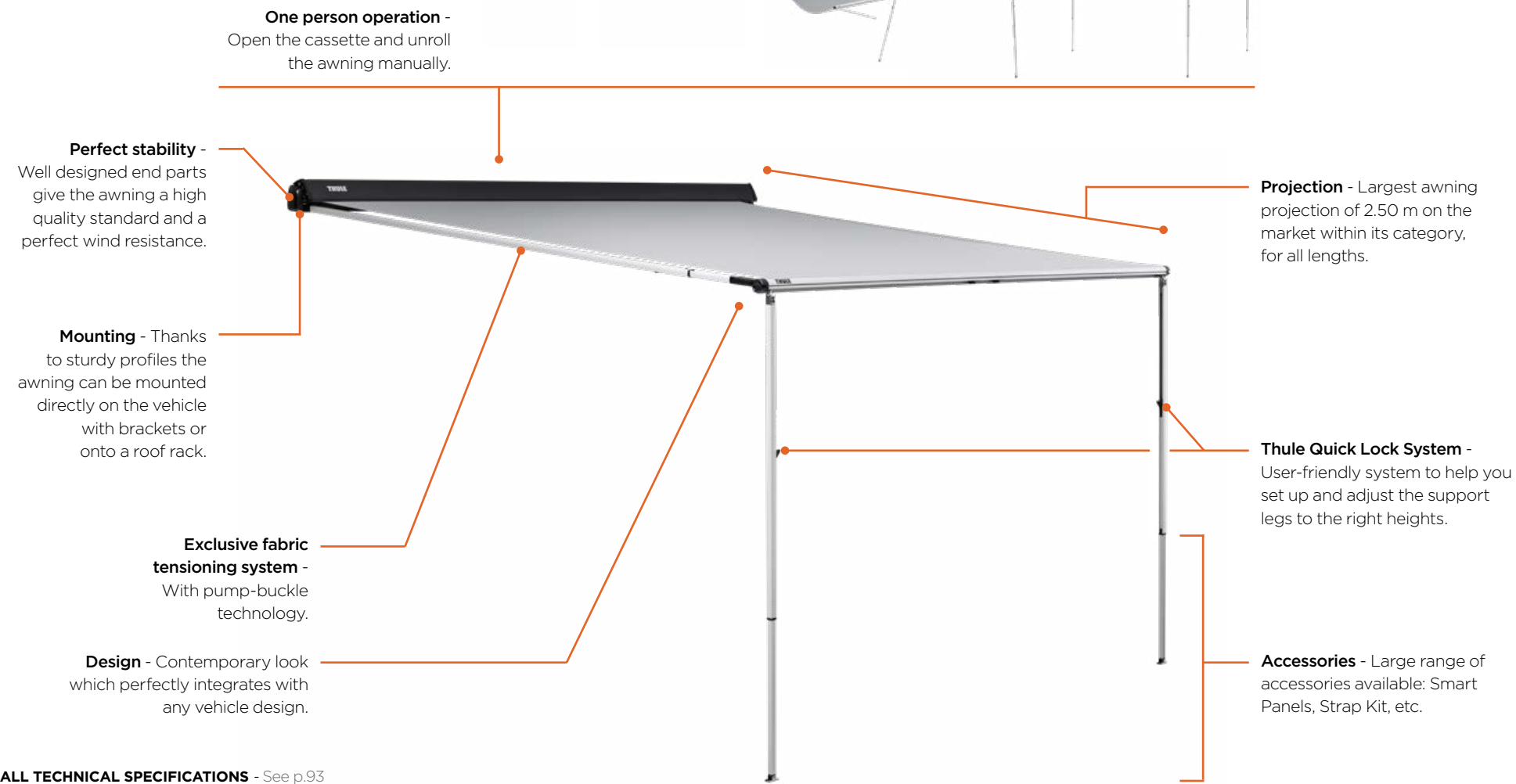
See more accessories p.22



Thule 3200 - Manual



# Wall-mounted awnings Thule 3200



ALL TECHNICAL SPECIFICATIONS - See p.93

### CASSETTE FINISHES

- Anthracite
- Anodised/Black

### MORE PRODUCT INFO



Thule 3200





Awnings - Accessories

Wind protection




Thule Fabric Clamps

309698 - These clamps provide a more secure fastening between the awning fabric and the tension rafter or blocker rafter to prevent the unpleasant noise of a flapping awning fabric due to wind. The clamps have an universal fitting on most rafter profiles, just click it on the rafter, put the fabric in between and tighten with the handle.

FITS

- Oval side blocker rafter
- Thule Tension Rafter G2

NOTE - A set contains 2 clamps. You can use up to 2 clamps on one side of the awning



Thule Tension Rafter G2

A tension rafter ensures an optimal tensioned awning fabric for a better wind resistance. The rafter is made from durable materials such as anodised aluminium profiles in combination with high impact plastics.

Easy installation in only 3 steps

- 1 - Open your awning.
- 2 - Place the rafter into the awning. This is effortless thanks to the smooth integrated spring.
- 3 - Slightly roll-up the awning fabric until the rafter is blocked. Perfect tension is reached when the two black parts touch each other.

	Projection	Awning type	Product No
Thule Tension Rafter G2 Wall	2.00 m	TO 5200	307307
Thule Tension Rafter G2 Roof		TO 6300	307308
Thule Tension Rafter G2 Wall	2.50 m	TO 5200	307309
Thule Tension Rafter G2 Roof		TO 6300	307310

Awnings - Accessories

Wind protection



Thule Hold Down Side Strap Kit

307916 - This kit prevents the awning and tent from being damaged due to high wind. The two straps are attached to the support legs and can easily be used with a Thule tent or the Thule Smart Panels.



Thule Tension Arm Set TO 6300

302095 - Optional tension arm set to increase the wind resistance for Thule Omnistor 6300 awning length 3.25 m. Included for the longer awning lengths.

Lighting




Thule Tent LED Mounting Rail TO 6300

This profile can be slid at the bottom of the Thule Omnistor 6300 | 6200 roof awning cassette. Provided with a channel to slide a Thule tent or the Thule organizers in and has additional space for a Thule LED Strip. The LED light can be used both when the awning is opened or closed.

- Length: 4.00 m



NOTE - Only compatible with Thule LED Strip Sideways



Thule LED Strip Sideways

Long lasting and waterproof (IP65) LED strip to offer strong natural sideways light (60 power LEDs per meter). The flexible unit can be shortened each 5 cm and is delivered with a 3M tape on the back to stick to most standard surfaces.

- Voltage: 12 VDC
- Consumption: 340-380 mA per metre
- Length: 4.00 m



Thule LED Mounting Rail TO 6300 | 6200

306777 - Profile to fit the opening in the bottom of the Thule Omnistor 6300 | 6200 roof awning cassette for the installation of a Thule LED Strip. The minimum required distance between the roof and the underside of the awning must be 12 mm.

- Compatible with Thule LED Strip



Thule LED Strip

Long lasting and waterproof (IP65) LED strip to offer strong warm white light (60 power LEDs per meter). The flexible unit can be shortened each 5 cm and is delivered with a 3M tape on the back to stick to most standard surfaces.

- Voltage: 12 VDC
- Consumption: 340-380 mA per metre
- Length: 4.00 m

Maintenance



Thule Repair Patch

306486 - To repair small rips in your awning's fabric. Consists of 3 self-adhesive transparent patches of 7.5 x 15 cm.



Thule PVC Cleaner

307585 - Ideal for cleaning the awning and tent fabric twice a year. Supplied in a user-friendly spray bottle.





## › Smart Panels

Create additional privacy under your awning by easily attaching one or more smart panels to your awning. Moreover these panels protect you against sun, rain and wind and can be combined in many ways for an optimal protection.



# You have a van or compact van - Which Thule Smart Panels are right for you?

## What protection are you looking for?

### PROTECTION AGAINST SUN



Thule Sun Blocker G2 See p.28

• Front and side panels	
• Lengths:	Have a look at our collection side & front panels on p.94
• Fabric:	Micro-aired screen fabric
• Modularity:	Easily combine side and front panels

### PROTECTION AGAINST RAIN AND WIND



Thule Rain Blocker G2 See p.30

• Front and side panels	
• Lengths:	Have a look at our collection side & front panels on p.94
• Fabric:	High quality PVC fabric
• Modularity:	Easily combine side and front panels

### PROTECTION AGAINST SUN, RAIN AND WIND



Thule View Blocker G2 See p.32

• Front and side panels	
• Lengths:	Have a look at our collection side & front panels on p.94
• Fabric:	High quality non-transparent PVC fabric
• Modularity:	Easily combine side and front panels

### PROTECTION AGAINST WIND

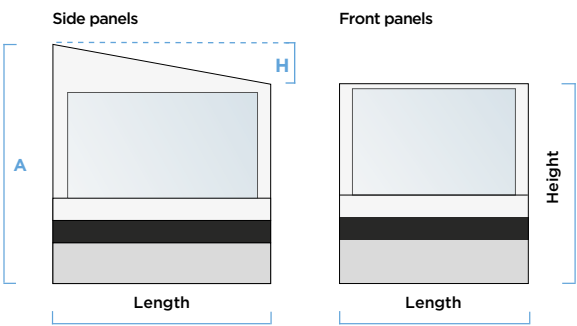


Thule Windscreen See p.33

• Side panel	
• Easy to install:	Automatic roll in and out system
• Fabric's height:	1.38 m - For 3 m length max.
• Fabric:	Micro-aired screen fabric
• Modularity:	Easily combine Thule windscreen with front smart panels

ALL TECHNICAL SPECIFICATIONS - See p.96

## How to pick the best smart panel?



Smart panels are available in different sizes, depending on your awning model, length, projection and mounting height. Be sure to know this information before ordering your smart panels.

FIT GUIDE - See p.94 to 96

## How to install your smart panels?



Front panels: slide into the awning's lead rail.



Side panels: slide into an aluminium rafter with channel, installed between the awning's cassette and the lead rail (rafter supplied as standard).



Connect the different panels with the provided elastics.



More info:  
Scan this  
QR code

thule.com > Select > Products > Van accessories > Panels





# Awning fixation Thule Sun Blocker G2

## Protection against the sun

Front and side privacy panels for Thule Omnistor awnings to let the breeze in while keeping the sun out, without losing your view. Available in different sizes depending on your awning length, projection and mounting height.

### Fabric material

Made of micro-aired screen fabric, a transparent and light screen fabric.

### Installation

The front panel is suitable for all Thule Omnistor awnings and easily slides into the awning lead rail. The side panel slides into an aluminium rafter installed between the awning's cassette and lead rail. The side panel can be installed on both sides of the awning with the same rafter.

### Combination with an awning tent

Combine easily the Thule Sun Blocker G2 side panel with a Thule QuickFit awning tent for more comfort. The Thule Sun Blocker G2 front panel can be used in combination with the Thule Residence G3 awning tent with the optional profiles. See p.40 and 44



## + Add to your Thule Sun Blocker Side



### Thule Fabric Clamps

These clamps provide a more secure fastening between the awning fabric and the blocker rafter to prevent the unpleasant noise of a flapping awning fabric due to wind. See p.22

## Storage

### Thule Luxury Blocker Bag

301568 - Luxurious black bag to store your tension rafter, panel and fixation material - LxWxH: 130 x 20 x 20 cm.



# Awning fixation Thule Sun Blocker G2



### Installation side panel -

The side panel slides into an aluminium rafter with channel, installed between the awning's cassette and lead rail.

### Fabric material -

Made of micro-aired screen fabric, a transparent and light screen fabric.

### Strong ground fixation -

Pegs and ropes included.



### Installation front panel -

The front panel slides into the awning lead rail. It can be rolled up and is fixed with a side release buckle.

**Design** - Thule look in grey and black.

**FIT GUIDE** - See p.94 to 96

## Modular system

Easily combine the Thule Sun Blocker G2 panels with other Smart Panels. The front panels can be rolled up when they are not in use.



### MORE PRODUCT INFO



Thule Sun Blocker G2





# Awning fixation

## Thule Rain Blocker G2

### Protection against rain and wind

Front and side privacy panels for Thule Omnistor awnings to protect against rain and wind. Each panel has a large transparent window keeping the light coming in to create a spacious feeling. Available in different sizes depending on your awning length, projection and mounting height.

**Fabric material**  
Made of high quality transparent PVC fabric.

**Installation**  
The front panel is suitable for all Thule Omnistor awnings and easily slides into the awning lead rail. The side panel slides into an aluminium rafter installed between the awning's cassette and lead rail. The side panel can be installed on both sides of the awning with the same rafter.

**Storage**  
Thule Luxury Blocker Bag - 301568 - Luxurious black bag to store your tension rafter, panel and fixation material - LxWxH: 130 x 20 x 20 cm.

### Thule Rain Blocker G2 Pack Compact van

Set of 2 side panels and 2 front panels for Thule Omnistor 5102 | 4900 | T 4200 awning lengths 2.60 m mounted on compact vans.



**FITS COMPACT VAN:**

- Volkswagen T5/T6 (California, etc.)
- Ford Custom / Custom Nugget
- Peugeot Traveller
- Citroën Spacetourer (Campster)
- Toyota Proace
- Opel Zafira (Life) > 2020
- Renault Trafic
- Fiat Talento
- Nissan NV300
- Mercedes Benz V-class / Vito

**+ Thule Luxury Blocker Bag**





# Awning fixation

## Thule Rain Blocker G2



**Installation front panel** - The front panel slides into the awning lead rail. The panels can be connected to each other and to the side panel thanks to the smart connections.

**Installation side panel** - The side panel slides into an aluminium rafter with channel, installed between the awning's cassette and lead rail. The panel is attached to the awning support leg with smart connections.

**Fabric material** - Made of high quality transparent PVC fabric.

**Strong ground fixation** - Pegs, ropes and smart connections included.

**Practical** - The front panels can be rolled up and are fixed with a side release buckle.

**Windslip**



**FIT GUIDE** - See p.94 to 96

### Modular system

Easily combine the Thule Rain Blocker G2 panels with other Smart Panels. The front panels can be rolled up when they are not in use.



### MORE PRODUCT INFO



Thule Rain Blocker G2





Awning fixation  
Thule View Blocker G2



Protection against rain, wind and sun

Front and side privacy panels for Thule Omnistor awnings to create complete privacy while being protected from rain, wind and sun. The side panel is available in two sizes depending on the mounting height of the awning.

Fabric material

Made of high quality non-transparent PVC fabric.

Installation

The side panel slides into an aluminium rafter with channel installed between the awning's cassette and lead rail. It's attached to the awning support leg with smart connections. The side panel can be installed on both sides of the awning with the same rafter.

Storage

Thule Luxury Blocker Bag - 301568 - Luxurious black bag to store your tension rafter, panel and fixation material - LxWxH: 130 x 20 x 20 cm.

**FIT GUIDE** - See p.94 to 96

+ Add to your Thule View Blocker Side



**Thule Fabric Clamps**  
These clamps provide a more secure fastening between the awning fabric and the blocker rafter to prevent the unpleasant noise of a flapping awning fabric due to wind. See p.22

Thule Luxury Blocker Bag



MORE PRODUCT INFO



Thule View Blocker G2

Wall fixation  
Thule Windscreen



Protection against wind

Easy to install side panel which lets the light and breeze in while keeping the elements out ensuring privacy.

Fabric material

Made of micro-aired screen fabric, a transparent and light screen fabric.

Installation

Easy and quick to set up thanks to its automatic roll in and out system. It can be fixed to the vehicle via wall fixation. Unroll it and connect it to the awning support leg or make it free standing with the delivered strap kit.

+ Storage

The Thule Windscreen is delivered with a bag for easy storage.



MORE PRODUCT INFO



Thule windscreen

**ALL TECHNICAL SPECIFICATIONS** - See p.96







## › Tents

A tent gives you the perfect outdoor living space. The highly versatile range of Thule awning tents offers an option to suit every desire.



Why choose a Thule Tent?

Easy Installation



Transform your awning into a complete tent. The awning becomes your roof when you add the side panels by means of an aluminium rafter. Easily slide the front panels in the lead rail and connect all panels.

Stability & Security



Depending on the awning tent type, Thule uses different durable high quality fabric materials: Airtex®, PVC or Ripstop that provide wind and water tightness. Moreover all Thule awning tents are tested in various weather conditions to guarantee optimal stability and security.

Innovative design



Thule awning tents have a contemporary design in line with the awning design. Thanks to the combination of neutral colours: black, white, grey and silver, they suit all awning fabric colours. Large windows invite maximum light and create an extra feeling of spaciousness. Permanent ventilation openings reduce condensation.

**Modularity** Thanks to the clever design, the awning tents can be installed completely but most of the panels are unzippable and removable to create door openings on different sides.

Thule Panorama

- You can fully remove the large front and side windows or open them vertically to use as a door, or horizontally to let the fresh air in



Thule Residence G3

- The window panels can be rolled upwards
- Front panels starting from 3.50 m length have a door opening on both sides and can also be rolled up separately for easy entrance
- It is possible to add accessories in the optional rail at the front panel



Thule QuickFit

- All sides are fully zippable
- They can be taken away to create an open porch, can be opened sideways to create a door on all sides, left or right and can be opened from top to bottom to create an open window



You have a van or compact van – Which Thule tent is right for you?



LONG STAY



Thule Panorama

See p.38

- Very large windows, modular system

Fits: Ducato | Jumper | Boxer H2

Awnings lenghts: 3.25 - 4.00 m

Mounting heights: 2.30 - 2.50 m

Fabric: Airtex® - Black, grey and white

Storage: 2 Luxury Bags

Install on: TO 6300 - 6200 - 6002



Thule Residence G3

See p.40 and 42

- Large living space, modular system

Fits: Ducato | Jumper | Boxer H2  
VW T5/ T6

Awnings lenghts: 2.60 m (VW T5/T6) / 3.15 - 4.00 m

Mounting heights: 1.80 - 1.99 m (VW T5/T6) / 2.30 - 2.50 m

Fabric: PVC - Black, grey and white

Storage: 2 Luxury Bags or 1 (VW T5/T6)

Install on: TO 5200 • 6300  
for Ducato | Jumper | Boxer H2  
TO 5102  
for VW T5/ T6

SHORT STAY



Thule QuickFit

See p.44

- Fast and easy set-up, modular system

Fits: Ducato | Jumper | Boxer H2

Awnings lenghts: 3.25 - 4.00 m

Mounting heights: 2.30 - 2.50 m

Fabric: RIPSTOP - Black, grey and white

Storage: Sport bag

Install on: TO 6300 - 6200 - 6002



More info:  
Scan this  
QR code

ALL TECHNICAL SPECIFICATIONS - See p.98 to 99

thule.com > Select > Products >  
Van accessories > Tents





Tents

Thule Panorama for Ducato | Jumper | Boxer H2

Awning tent with a high living comfort and stunning view

Special Thule Panorama model for a Ducato H2 van in combination with the Thule Omnistor 6300 | 6200 roof awning.

Installation

The tent is delivered with clamping profiles to mount the side panels and connect them with the awning fabric for a perfect roof sealing. The side panels slide into the clamping profiles and the front panel slides into the awning lead rail. Both panels are combined with a zipper for optimal closing.

Fabric material

AIRTEX® is perfect for solar protection applications. This 200 g/m² light fabric is a 100% polyester fabric, which is coated with acrylate on one side and impregnated. The special coating gives AIRTEX® a distinctively textile character.

Modularity

Completely adaptable to all your needs. You can fully remove the large front and side windows or open them vertically to use as a door, or horizontally to let the fresh air in.



Add to your Thule Residence G3 for Ducato | Jumper | Boxer H2



Thule Mosquito

Zippable panel to replace the standard front or side of the Thule Panorama tent. Made of mosquito mesh to create additional ventilation.



Thule Curtains

Easily create more privacy by adding curtains. Different sizes available in the colour grey.

See more accessories p.46

**Modularity** - Completely adaptable to all your needs - See p.36

Tents

Thule Panorama for Ducato | Jumper | Boxer H2



ALL TECHNICAL SPECIFICATIONS - See p.98

INCLUDED


- Windslip and wheelcover: prevent the wind from entering through the gap below your vehicle
- 2 luxury storage bags



MORE PRODUCT INFO



Thule Panorama for Ducato | Jumper | Boxer H2





Tents

# Thule Residence G3 for Ducato | Jumper | Boxer H2

A real living room in the outdoors

The Thule Residence G3 awning tent is available for your Ducato | Jumper | Boxer H2 in combination with Thule Omnistor 6300 (roof mounted) or Thule Omnistor 5200 awning (wall mounted).

Installation

The tent is delivered with clamping profiles to mount the side panels and connect them with the awning fabric for a perfect roof sealing. The side panels slide into the clamping profiles and the front panel slides into the awning lead rail. Both panels are combined with black double-shaped profiles for optimal closing.

Fabric material

High quality welded PVC fabric for optimal wind and water tightness in the colours black, grey and white.

+ Add to your Thule Residence G3 for Ducato | Jumper | Boxer H2



**Thule Front Connection Profiles**  
301567 - Double-shaped connection profiles to slide in the integrated rope attached at the upper side of the front panel. Possible to slide a Thule Sun Blocker G2 in to create shade.



See more accessories p.46

**Modularity** - Completely adaptable to all your needs - See p.36



Tents

# Thule Residence G3 for Ducato | Jumper | Boxer H2



ALL TECHNICAL SPECIFICATIONS - See p.98

NOTE - Front and side panels need to be ordered separately

INCLUDED


- Windslip: prevents the wind from entering through the gap below your vehicle (included with front panel)
- 2 luxury storage bags (included with side panels)



MORE PRODUCT INFO



Thule Residence G3 for Ducato | Jumper | Boxer H2





Tents

Thule Residence G3 for Volkswagen T5/T6

A real living room in the outdoors

Special Thule Residence G3 model for Volkswagen T5/T6 Multivan in combination with the Thule Omnistor 5102 awning or the original VW awning.

Installation

The tent is delivered with clamping profiles to mount the side panels and connect them with the awning fabric for a perfect roof sealing. The side panels slide into the clamping profiles and the front panel slides into the awning lead rail. Both panels are combined with black double-shaped profiles for optimal closing.

Fabric material

High quality welded PVC fabric for optimal wind and water tightness in the colours black, grey and white.

Modularity

The front panel has a door opening on the right side and can be rolled upwards separately for easy entrance. It is possible to add accessories in the optional rail at the front panel.



Perfect sealing



A foam with strap guarantees full sealing with the vehicle wall to avoid the wind from entering.

See more accessories p.46

**Modularity** - Completely adaptable to all your needs - See p.36



Tents

Thule Residence G3 for Volkswagen T5/T6



**Stability** - A diagonal support between the foam and the clamping profile provides extra sturdiness.

**Clamping profile** - To mount and connect the side panel to the awning fabric.

**Installation** - The side panels easily slide into the clamping profiles and the front panel slides into the awning lead rail. Optimal closing due to double-shaped profiles connecting the front and side panels.

**Protection** - The side windows are in mosquito mesh covered with an external transparent blind to protect against rain.

**Fabric** - Made out of PVC.

ALL TECHNICAL SPECIFICATIONS - See p.99

INCLUDED


- Windslip and wheelcover: prevent the wind from entering through the gap below your vehicle
- 1 Luxury Bag



MORE PRODUCT INFO



Thule Residence G3 for Volkswagen T5/T6





Tents

Thule QuickFit for Ducato | Jumper | Boxer H2

Awning tent with an ultra-fast set up

Special Thule QuickFit model for Ducato | Jumper | Boxer H2 van in combination with the Thule Omnistor 6300 | 6200 roof awning or the Thule Omnistor 5200 wall awning.

Installation

The tent is in one piece and doesn't need additional fixation profiles. It easily slides into an optional rail below the awning cassette and is fixed to the awning lead rail. The front canopy is installed with flexible arch tubes to provide additional shade.

Fabric material

Made out of Ripstop fabric: a lightweight woven and tear-resistant material used for aeronautical engineering. This material also has a strong water resistant coefficient. Because the tent is connected with an awning, the double roof offers a good insulation to keep the tent and vehicle cool.

Modularity

The front has two windows and all sides are fully zippable. They can be taken away to create an open porch, can be opened sideways to create a door on all sides, left or right and can be opened from top to bottom to create an open window.



Add to your Thule QuickFit for Ducato | Jumper | Boxer H2



**Thule Mosquito**  
Zippable panel to replace the standard front or side of the Thule QuickFit tent. Made of mosquito mesh to create additional ventilation.



**Thule Side Tensioning Kit**  
307053 - Set of 2 fiberglass poles to ensure a better sealing of the Thule QuickFit tent with the vehicle wall.

See more accessories p.46

**Modularity** - Completely adaptable to all your needs - See p.36

Tents

Thule QuickFit for Ducato | Jumper | Boxer H2



Fast and easy set up

Double ceiling

- Created by suspending the tent below the awning fabric to ensure a better ventilation and insulation.

Mosquito mesh

Curtains with zippers

**Fabric** - Made out of Ripstop.

**Fixation** - The tent is connected to the black fixation parts, which are slid into the awning lead rail.

**Ventilation** - Two permanent ventilation openings allow a perfect air circulation when the tent is closed. The side windows are provided with mosquito mesh.

INSTALLATION

Fits into an additional rail below the awning cassette.

ALL TECHNICAL SPECIFICATIONS - See p.99

INCLUDED


- Windslip and wheelcover: prevent the wind from entering through the gap below your vehicle
- Curtains with zippers
- Storage bag



MORE PRODUCT INFO



Thule QuickFit for Ducato | Jumper | Boxer H2





Tents - Accessories

Installation kits for Thule QuickFit awning tents

For the installation of the Thule QuickFit awning tent, a rail must be present to slide the tent in. When this is not the case an additional rail is needed. Thule created different ways to easily mount this awning tent on your awning.

ROOF-MOUNTED

Thule Awning Fixation Kit TO 6300 / 6200 / 9200



Thule Tent LED Mounting Rail TO 6300 / 6200



WALL-MOUNTED

Thule Tent LED Mounting Rail TO 5200  
Only TO 5200

Not compatible with  
adapter:  
Ducato H2 Lift Roof Led  
(ref. 301950 - 301951 -  
301940) - use the Thule  
Universal Tent Fixation Kit



Thule Universal Tent Fixation Kit



Thule Mosquito

Thanks to the modularity of the Thule Panorama | QuickFit tents, all panels can be unzipped and replaced by a panel made of mosquito mesh to create ventilation and to keep dirt and vermin out.

Thule Panorama

- 309930 - Mosquito Side
- 309931 - Mosquito Front 4.00 m

Thule QuickFit

- 309925 - Mosquito Side
- 309927 - Mosquito Front 3.00 m



Thule Hold Down Side Strap Kit

307916 - This kit prevents the awning and tent from being damaged due to high wind. The straps are attached to both awning support legs.



Thule Side Tensioning Kit

307053 - Set of 2 fiberglass poles to ensure a better sealing of the Thule QuickFit tent with the vehicle wall.



Thule Curtains

301563 - Easily create more privacy by adding grey curtains. Suitable for Thule Panorama tent.







## › Roof Rack System

Travelling with a van means freedom: you can go wherever you want, whenever you want. Space is mostly limited in a compact vehicle but thanks to our flexible Thule roof rack system you can easily take all your belongings with you.



# You have a van - Why choose the Thule Smart Clamp System?

## Easy Installation

Expand the cargo capacity of your Fiat Ducato, Peugeot Boxer or Citroën Jumper H2 with the Thule Smart Clamp System. The system is installed without the need to drill or cut holes in your vehicle thanks to the innovative Smart Clamps which use the pre-existing fixation points on the roof.



## Save space inside your van

Add 2-3-4 Thule ProBar Flex crossbars to the Thule Smart Clamp rails and you have a fully adaptable platform on your roof to transport the necessary cargo for your trip. The extra cargo space helps you save valuable room inside of your vehicle while travelling.



## All your gear, everywhere you go

Adapt your roof rack setup to your dream adventure with the compatible Thule roof rack accessories. The Thule sports gear racks and Thule roof boxes have been designed to easily (un)load, secure and protect your favourite gear when on the move.

- **Thule SmartClamp System** - See p.52
- **Thule ProBar Flex** - See p.53

**ALL TECHNICAL SPECIFICATIONS** - See p.100

## How to access the roof

The Thule Van Ladder gives you access to your favourite gear on the roof while the Thule Ladder Fixation Kit keeps your ladder secured to the vehicle wall, offering optimal stability while (un)loading your belongings.

- **Thule Van Ladder 9 Steps** - See p.62
- **Thule Ladder Fixation Kit** - See p.63



# You have a van or compact van - Which Thule Sport gear is right for you?



## Water Sport Racks

### KAYAK RACK



### Thule Hullavator Pro

See p.56

- Load capacity: 1 kayak (max. 35 kg)
- Length of strap: 2x440 cm



### Thule Hull-a-Port Aero

See p.58

- Load capacity: 1 kayak (max. 35 kg)
- Length of strap: 2x400 cm

### KAYAK OR SURF BOARD



### Thule DockGrip

See p.59

- Load capacity: 1 kayak (max. 40 kg)
- Length of strap: 2x400 cm

### CANOE RACK



### Thule Portage

See p.59

- Load capacity: 1 Canoe (max: 45 kg)
- Length of strap: 2x440 cm

### SURF BOARD RACK



### Thule SUP Taxi XT

See p.59

- Load capacity: 2 boards (max. 25 kg)
- Fit all types of boards

## Winter Sport Racks

### SKIS OR SNOWBOARDS RACK



### Thule SnowPack

See p.60

- Load capacity: from 14 to 42 kg
- Load skis or snowboards

### CROSS-COUNTRY SKI RACK



### Thule SkiClick

See p.60

- Load capacity: 7 kg
- Load 1 pair of cross country ski

**ALL TECHNICAL SPECIFICATIONS** - See p.104





# Roof Rack

## Thule SmartClamp System

### Easy-to-install roof rack base rails for vans\*

This roof rack system is a versatile piece of equipment, that is emphasised by its wide range of additional accessories. Equipped with features allowing full optimisation for different activities, the strong endurance makes it possible to use during all seasons.

#### Thule SmartClamp System

Easy installation without drilling by mounting the Smart Clamps to the van's existing fix points. The two base rails are glued onto the vehicle roof and connected with the Smart Clamps to perfectly integrate with the vehicle roof.

#### Thule ProBar Flex

Option to add two or more load bars, allowing fitting of Thule ProBar roof accessories. The load bars can be positioned anywhere along the base rails in function of the combination of accessories on the roof. Available in 2 different heights and the load bars are lockable with a key to prevent theft.

#### Awning adapter

With or without the roof rack, the awning adapter can easily be mounted on the roof or on the roof rack without drilling. The adapter covers under the awning provide a complete finishing and integration with the vehicle.



### + Add to your Thule ProBar Flex



#### Thule Omnistor 6300

Create a shelter by expanding the roof rack with an awning. See p.12

#### Thule Force XT

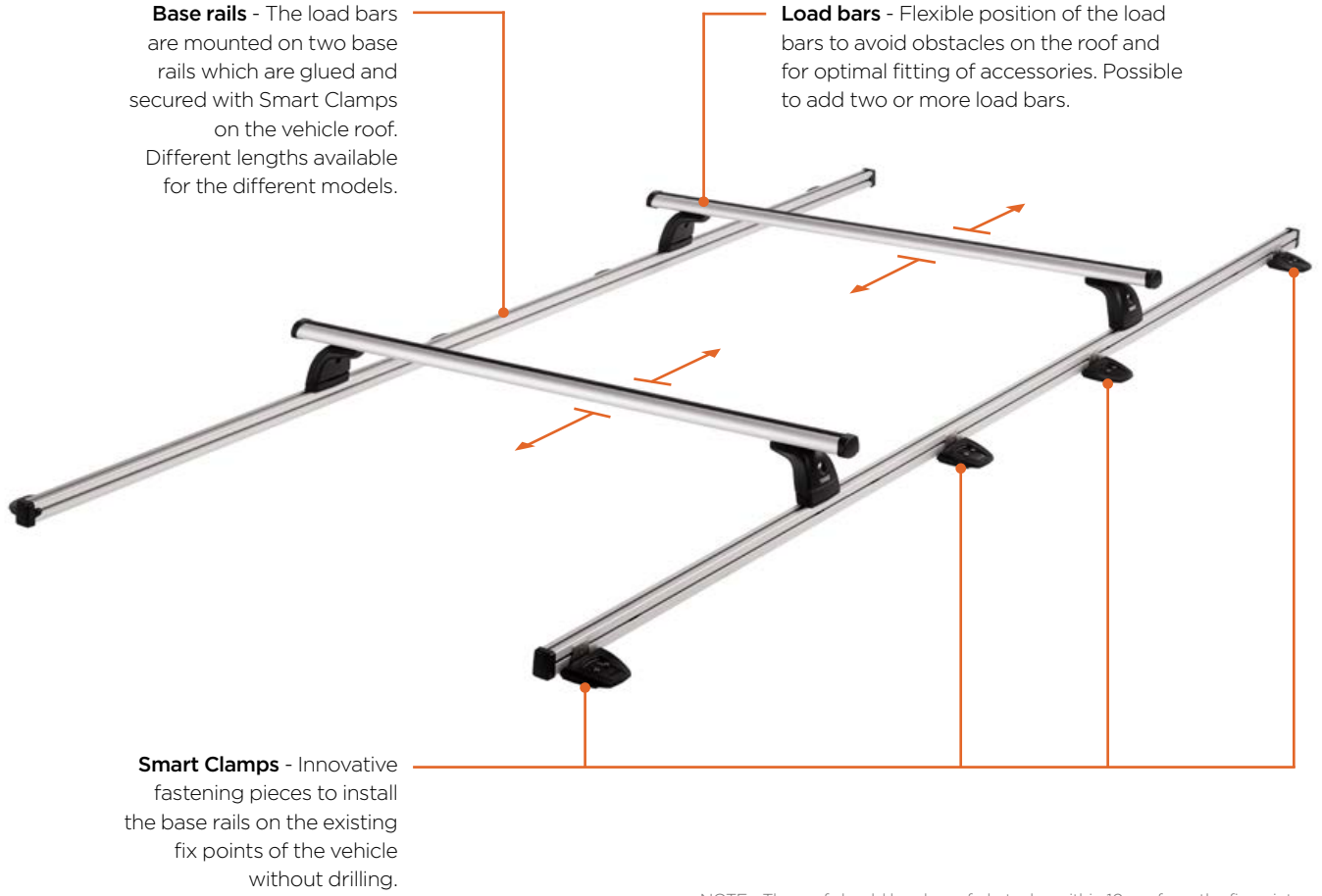
Versatile roof-mounted cargo box for everyday use. See p.80

**Discover more possibilities to expand your roof rack.**  
See p.56 to 60 and p.80 to 81


\*Suitable for H2 Ducato | Jumper | Boxer vans from 2007 onwards

# Roof Rack

## Thule SmartClamp System



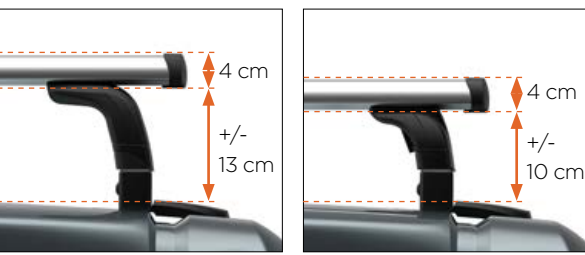
NOTE - The roof should be clear of obstacles within 10 cm from the fix points



## Thule ProBar Flex



Roof rack load bars for vans, allowing fitting of Thule roof accessories. Available in two different heights.



**Thule ProBar Flex - High**  
Set of 2 high load bars.

**Thule ProBar Flex - Low**  
Set of 2 low load bars.

301647 Aluminium      301648 Aluminium

NOTE - Maximum loading weight of 75 kg per set of load bars

**ALL TECHNICAL SPECIFICATIONS** - See p.100


**MORE PRODUCT INFO**

Thule SmartClamp System



Roof Rack - Fit Guide

I would like > a roof rack



1 Install the Thule SmartClamp System

- Base rails + Smart Clamps

Ducato • Jumper • Boxer L2H2 (L: 5.4 m - H: 2.5 m)	301640
Ducato • Jumper • Boxer L3H2 (L: 6.0 m - H: 2.5 m)	301641
Ducato • Jumper • Boxer L4H2 (L: 6.4 m - H: 2.5 m)	301642

2 Choose the type of load bars (2 pcs)



Thule ProBar Flex - High	301647
Thule ProBar Flex - Low	301648



MORE PRODUCT  
INFO

Thule  
Roof Rack

I would like > an awning + roof rack



1 Choose your  
Thule Omnistor 6300  
Pack

- Awning + adapters  
+ sealing + covers



2 Install the Thule SmartClamp System  
in combination with an awning

- Base rails + Smart Clamps +  
awning adapter connection

Ducato • Jumper • Boxer L2H2 (L: 5.4 m - H: 2.5 m)	301643
Ducato • Jumper • Boxer L3H2 (L: 6.0 m - H: 2.5 m)	301644
Ducato • Jumper • Boxer L4H2 (L: 6.4 m - H: 2.5 m)	301645

3 Choose the type of load bars (2 pcs)



Thule ProBar Flex - High	301647
Thule ProBar Flex - Low	301648

Roof Rack - Fit Guide

I have a Thule awning > would like to expand with a roof rack



1 A The awning is installed with  
the new adapter (> 2017)  
for Ducato

- Single piece adapter  
301649/301650

1 B The awning is installed with  
the old adapter (< 2017)  
for Ducato

- Two-piece adapter

2 A Install the Thule SmartClamp System  
in combination with an awning

- Base rails + Smart Clamps +  
awning adapter connection

Ducato • Jumper • Boxer L2H2 (L: 5.4 m - H: 2.5 m)	301643
Ducato • Jumper • Boxer L3H2 (L: 6.0 m - H: 2.5 m)	301644
Ducato • Jumper • Boxer L4H2 (L: 6.4 m - H: 2.5 m)	301645

2 B Install the Thule SmartClamp System  
in combination with an awning

- Base rails + Smart Clamps  
+ Thule Transformation Kit

Ducato • Jumper • Boxer L2H2 (L: 5.4 m - H: 2.5 m)	301643
Ducato • Jumper • Boxer L3H2 (L: 6.0 m - H: 2.5 m)	301644
Ducato • Jumper • Boxer L4H2 (L: 6.4 m - H: 2.5 m)	301645
Thule Transformation Kit for SmartClamp System	301646

3 Choose the type of load bars (2 pcs)



Thule ProBar Flex - High	301647
Thule ProBar Flex - Low	301648

I have a roof rack > would like to expand with an awning



1 Choose your  
Thule Omnistor 6300  
awning

- See p.12



FABRIC  
FINISHES



2 Install the awning adapter for  
Thule SmartClamp System

- Adapters + sealing + covers



Ducato • Jumper • Boxer L2H2 (L: 5.4 m - H: 2.5 m)	301651
Ducato • Jumper • Boxer L3H2 (L: 6.0 m - H: 2.5 m)	301652
Ducato • Jumper • Boxer L4H2 (L: 6.4 m - H: 2.5 m)	301652

NOTE - For mounting possibilities, please contact your Thule recreational vehicle advisor



# Water Sport Racks Thule Hullavator Pro

## Get out on the water quickly and easily

Get out on the water quickly and easily - even on your own. This lift-assist kayak rack handles up to 18 kg of the weight for you.

### Mounting

This lift-assist kayak rack can be easily mounted on the Thule ProBar Flex High load bars.

### Easy load and unload

Load/unload and strap your kayak at a convenient height with the help of double extending arms that lower the kayak by up to 1 meter.

### Protection

Maximum protection for your kayak thanks to 8 touch points of padded support. Longer product life from the aluminium, double-coated steel construction that resists corrosion.

## + Load and unload your kayak easily



### Thule Gas-assist Struts

Load and unload your kayak on your own thanks to the gas-assist struts that lift and lower 18 kg of the kayak's weight.



# Water Sport Racks Thule Hullavator Pro



**Easy load** - Load/unload and strap your kayak at a convenient height with the help of double extending arms that lower the kayak by up to 1 meter.



**On your own** - Load and unload your kayak on your own thanks to the gas-assist struts that lift and lower 18 kg of the kayak's weight.

**Protection** - Maximum protection for your kayak thanks to 8 touch points of padded support.

**Durable material** - Longer product life from the aluminium, double-coated steel construction that resists corrosion.

ALL TECHNICAL SPECIFICATIONS - See p.104

898000  
Aluminium

MORE PRODUCT  
INFO



Thule  
Hullavator Pro

NOTE - The Thule Hullavator Pro is only compatible with Thule ProBar Flex - High (301647)







### Water Sport Racks



#### Thule Hull-a-Port Aero

Innovative kayak carrier that is safe, stylish, easy to use and integrates seamlessly with Thule roof rack systems.

**FEATURES**

- Quickly raise or fold when not in use using the convenient front release handle
- Kayaks are protected during transit due to the durable and soft rubber padding
- Easily manage load straps while strapping down the kayak using the integrated StrapCatch
- Theft resistant design keeps carrier securely attached to the load bars (locks included)

849000  
Black



**MORE PRODUCT INFO**



### Water Sport Racks



#### Thule DockGrip

A versatile, horizontal kayak rack with large cushioned, flexible pads that conform to a large range of hull shapes as well as SUP's.

**FEATURES**

- Can carry a variety of hull shapes as well as SUPs with two independent pivoting saddles with angle-setting lever
- Protects the hull with large, flexible, cushioned pads
- Easily secure the kayak or SUP using the center load straps with vehicle-protective buckle bumpers
- Including T-track attachment

895000  
Black



**MORE PRODUCT INFO**



#### Thule Portage

Spend maximum time out on the water with our easiest-loading canoe carrier.

**FEATURES**

- Durable gunwales with ramped sides provide easy loading
- Cushioned weather-resistant base padding protects canoe during transit
- Strong, durable load straps with buckle bumper protect vehicle and canoe from scratches
- Carries 1 canoe

819000  
Black



**MORE PRODUCT INFO**



#### Thule SUP Taxi XT

The top of the range SUP rack delivers maximum board security, an adjustable custom fit and an easy to use mounting.

**FEATURES**

- Exclusive, telescoping design delivers a custom fit for board widths from 70-86 cm
- Heavy-duty, steel reinforced webbing and spring loaded locking cam provide unsurpassed security for your boards
- Integrated fixation strap for easy and convenient loading
- Soft, weather resistant padding protects boards during transit

**ALL TECHNICAL SPECIFICATIONS FOR WATER GEAR**  
- See p.104

810001  
Aluminium/Black






**MORE PRODUCT INFO**





Winter Sport Racks

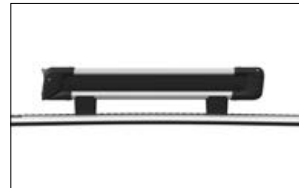



-  732200 Aluminium
-  732400 Aluminium
-  732600 Aluminium

Thule SnowPack

Sleek, aerodynamic ski rack for all types of skis and snowboards.

- FEATURES**
- Holds skis and snowboards securely with ultra-soft rubber arms that grip without scratching the surfaces
  - Safely carries thicker modern skis and snowboards, and reduces the carrier height when unloaded due to the integrated vertical spring system
  - Easy to open and close while wearing gloves, thanks to an oversized push button
  - Added roof clearance for skis with tall bindings, thanks to included extension feet that raise the carrier




MORE PRODUCT  
INFO



Thule SkiClick

Smart and space-saving cross-country ski transporter.

- FEATURES**
- Innovative 3-in-1 solution, a ski rack with ski strap and wall storage functionality
  - Smart, space-saving design
  - Minimum wind drag for less fuel consumption
  - Safety lock
  - Attaches to walls and roof racks with a simple click

-  (Cross-country skis)
-  729100 Black



MORE PRODUCT  
INFO



ALL TECHNICAL  
SPECIFICATIONS  
FOR WINTER GEAR  
- See p.104





# Ladder for roof access

## Thule Van Ladder 9 Steps



### Telescopic ladder for easy access to roof-mounted accessories

The telescopic ladder gives you access to your gear on top of the roof. When not in use, the ladder can be stored in a very compact way in the included storage bag.

#### FEATURES

- Easy to use anywhere you want
- Safe and stable on most terrains
- The ladder is extendable to 2.60 m
- Open partly for lower reach
- Air pressure system for safe closing
- Compact when not in use
- Complies with EN-131



Soft-Close



301404  
Anodised

#### MORE PRODUCT INFO



Thule Van Ladder 9 steps

#### INCLUDED

- Thule Van Ladder 9 Steps
- Thule Ladder Fixation Kit
- 4 protective patches
- 2 organizer fixation parts
- Storage bag for ladder
- Storage bag for fixation kit



ALL TECHNICAL SPECIFICATIONS - See p.101



# Kit for wall fixation

## Thule Ladder Fixation Kit



### Magnetic kit suitable for steel surfaces

Use the Thule Ladder Fixation Kit for extra stability when using a telescopic ladder. Apply the magnetic kit wherever you want on the vehicle and put the ladder against it. Bind the straps around the ladder and tension them by using the pump buckles.

#### FEATURES

- Easy to apply on and remove from steel surfaces
- Multi-purpose use for telescopic ladder, organizers and windscreen
- Safe storage

#### MORE PRODUCT INFO



Thule Ladder Fixation Kit

#### ALL TECHNICAL SPECIFICATIONS

- See p.101

301405  
Anodised


#### INCLUDED

- Thule Ladder Fixation Kit
- 4 protective patches
- 2 organizer fixation parts
- Storage bag



### Add to your Thule Ladder Fixation Kit

**Thule Windscreen** - See p.33  
**Thule Organizers** - See p.78







## › Bike Racks

Enjoying an active life with friends and family requires bringing a lot of gear. Getting the most out of your active life means that you might need extra space or special carriers to bring everything you need.



# Why choose a Thule Bike Rack?



## THULE TEST CENTER™



### Quality you can rely on

If you visit Thule Test Center™, you might get the idea that we don't like our products. You'd see the look of satisfaction on the engineer who straps twice the recommended maximum weight onto a towbar-mounted bike carrier and pushes the button to simulate it going twice around the world. Or the cheerful smile of the technician who enjoys testing roof racks with extreme heat, cold, UV-radiation, damp and, just for good measure, some pretty nasty chemicals.

## Safe and high quality



Thule bike racks are extremely safe for several reasons: made of the highest quality materials, tested to the highest standards in the market and equipped with integrated safety features such as: a platform lock system, shock absorbing components, bike holders with integrated or optional locks, ...

## Appealing design



Thule bike racks distinguish themselves by their contemporary design that perfectly matches any vehicle.



### Load advice

- Load the heaviest bike first and closest to the vehicle
- The lightest bike should be fixed outwards
- Set the bikes crosswise on the carrier to find the best position, rotate the steering wheel 90° if needed
- Always secure all bikes to the bike rack frame using the included safety strap



A leading brand in bike racks for years

# You have a van or compact van - Which Thule Bike Rack is right for you?



## Rear Door-mounted Bike Racks

### Thule Elite Van XT

See p.68

- Loading weight: 35 kg
- 2 bikes
- Finish: Anodised or Black



### Thule WanderWay

See p.70

- Loading weight: 60 kg
- 2 bikes, extendable to 4
- Suitable for E-bikes
- Finish: Anodised/Black
- Design for VW T6



More info: scan this QR code

ALL TECHNICAL SPECIFICATIONS - See p.102 to 103

## Towbar-mounted Bike Racks

### Thule VeloSpace XT

See p.72

- Loading weight: 60 kg
- 2 bikes/3 bikes, extendable to 3/4
- Suitable for E-bikes
- Finish: Anodised/Black



### Thule EasyFold XT

See p.73

- Loading weight: 60 kg
- 2 bikes/3 bikes, extendable to 3/4
- Suitable for E-bikes
- Finish: Anodised/Black



thule.com > Select > Products > Van accessories > Bike racks





# Rear Door-mounted Bike Racks Thule Elite Van XT

## Lightweight bike rack with premium performance

The Thule Elite Van XT bike rack is very easy to install, it's clamped and glued on the rear door of the van and requires no drilling.

### Two finishes

The bike rack is available in two finishes: anodised and black. The finish completely in black is perfect for vans with a sporty and off-road look.

### Secure fastening

Adjustable wheel holders with straps with pump buckle tensioning system easily secure the bike wheels to avoid movement during transport. A distance of 20 cm between the rails enables a more easy load of the bikes. Doors can be opened with bikes on.

### Perfect finish

Rubber sealing strips create a perfect finish even when the bike rack is taken off.



## Add to your Thule Elite Van XT



### Thule Fatbike Rail Straight Black

A replacement bike rail that enables transportation of 1 fatbike. Fits wheel dimensions 3-5". More info - See p.74

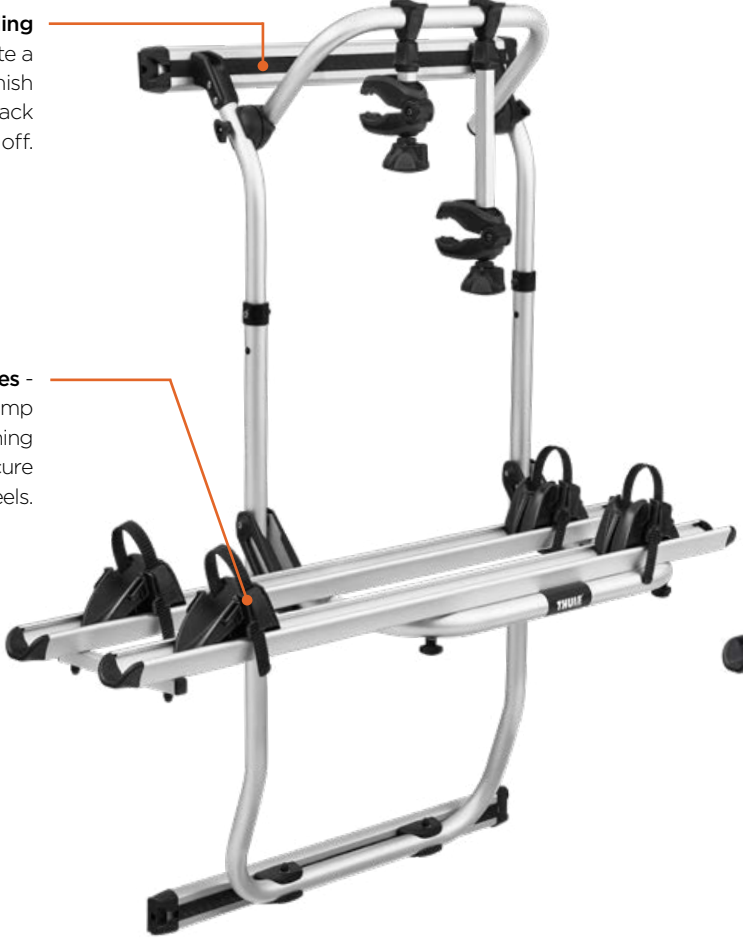
See more accessories p.74 to 75



# Rear Door-mounted Bike Racks Thule Elite Van XT

**Rubber sealing strips** - Create a perfect finish when the bike rack is taken off.

**Pump buckles** - The straps with a pump buckle tensioning system easily secure the bike wheels.



**ALL TECHNICAL SPECIFICATIONS**  
- See p.102

### Thule Elite Van XT

🚲🚲 2 bikes

Suitable for Ducato, Jumper and Boxer from 2007 onwards

307340  
Anodised  
302013  
Black

### Thule Elite Van XT

🚲🚲 2 bikes

Suitable for VW Crafter from 2017 onwards

302018  
Black

### Thule Elite Van XT

🚲🚲 2 bikes

Suitable for Sprinter as from 2006 and VW Crafter 05/ 2006-2017

302043  
Black

NOTE - Only suitable for H2 & H3 models

### MORE PRODUCT INFO



Thule Elite Van XT



**Installation** - The bike rack is clamped and glued on the rear door and requires no drilling.

**Bike holders** - Easy mounting of bikes through detachable bike arms with lockable Thule AcuTight torque limiter knobs that click when optimal torque is reached.

**Smart connections** - From bike rack to mounting rails. Easy to unhook and take off the bike rack when not in use.





# Rear Door-mounted Bike Rack Thule WanderWay

## Top of the line trunk bike rack for the VW T6 minivan

Thule WanderWay is quick and simple to mount, thanks to the dedicated fit to the VW T6 compact van (does not fit VW T5).

### Load capacity

It carries two bikes and it is possible to increase the load capacity to carry up to 4 bikes by adding a 3<sup>rd</sup> bike and a 4<sup>th</sup> bike adapter. Alternatively, the robust construction lets you carry two e-bikes with a combined weight of up to 60 kg.

### Easy to use, easy to keep on your car

Everything on the Thule WanderWay is designed for ease of use. Load your bikes easily with easy-to-adjust rails that slide from left to right, and fasten the wheels securely with wheel holders with pump buckles. Once mounted, Thule WanderWay can stay on your car for as long as you like – it is possible to open the vehicle trunk without any mounted bikes.

## + Add to your Thule WanderWay



**Thule WanderWay 3<sup>rd</sup> Rail Kit**  
911600 - Adjustable from left to right.



**Thule WanderWay 4<sup>th</sup> Rail Kit**  
911700 - To position a 4<sup>th</sup> bike on the bike rack.

See more accessories p.74 to 75



**Thule Fatbike Rail Straight Black**  
A replacement bike rail that enables transportation of 1 fatbike. Fits wheel dimensions 3-5".  
More info - See p.74



# Rear Door-mounted Bike Rack Thule WanderWay

**Mounting** - Quick and simple to mount thanks to the dedicated fit to the VW T6 compact van. Possible to increase load capacity up to 4 bikes.

**Bike holders** - Easy mounting of bikes through detachable bike arms with lockable Thule AcuTight torque limiter knobs that click when optimal torque is reached.

**Foldable platform** - Platform folds up vertically when not in use and folds flat for easy transport and convenient storage.



**Sliding rails** - The rails are adjustable from left to right to easily find the best position for your bikes.

**Wheel holders** - Finding the perfect setting for your bike is easy thanks to the adjustable wheel holders. They enable you to transport all kinds of bikes with various sizes.

ALL TECHNICAL SPECIFICATIONS - See p.102

**Thule WanderWay**  
🚲🚲 + 🚲 + 🚲  
911001 - 2 bikes, extendable to 4  
Anodised/black

### MORE PRODUCT INFO



Thule  
WanderWay





Towbar-mounted Bike Racks  
Thule VeloSpace XT



The versatile bike rack for all types of bikes

This towbar-mounted bike rack requires minimal lifting to load and unload, making it the preferred choice for heavier bikes.



🚲🚲  
938000 (13-pin) - 2 bikes, extendable to 3

🚲🚲🚲  
939000 (13-pin) - 3 bikes, extendable to 4

➕ Add to your Thule VeloSpace XT



**Thule BackSpace XT**  
938300 - Lightweight, durable cargo box that fits onto the rear of the vehicle keeping all of your gear easily accessible. See p.81



**Thule Transport Wheel**  
917300 - Convenient transportation wheel for the easiest transportation of your bike rack to and from the vehicle.

ALL TECHNICAL SPECIFICATIONS - See p.103



Towbar-mounted Bike Racks  
Thule EasyFold XT



The foldable bike rack for all types of bikes

This user-friendly foldable bike rack is ideal for all types of bikes, including e-bikes and heavy mountainbikes. When not in use the rack doesn't take more space than a normal suitcase.



🚲🚲  
933100 (13-pin) - 2 bikes

🚲🚲🚲  
934100 (13-pin) - 3 bikes

➕ Add to your Thule EasyFold XT



**Thule EasyFold XT Loading Ramp**  
933400 - Convenient foldable ramp for easy loading and unloading of your bikes.



**Thule EasyFold XT Carrying Bag**  
931100 (2-bikes) - 934400 (3-bikes)  
Protects you and your car from dirt when transporting and storing the Thule EasyFold XT bike rack.

ALL TECHNICAL SPECIFICATIONS - See p.103





## Bike Racks - Accessories

### Replacement bike rails



#### Thule Fatbike Rail Straight Black

302057 - A replacement bike rail that enables transportation of 1 fatbike.

- Fit with Thule Elite Van XT and Thule WanderWay
- Designed for Fatbikes
- Fits wheel dimensions 3-5"
- Quick and easy installation
- Extra long rails
- Rail slides from left to right for the optimal positioning
- Max. load of 30 kg
- Extra long straps with pump buckle tensioning system easily secure the bike wheels
- Product dimensions: length - 1475 mm / height - 90 mm
- Product weight: 1.74 kg



### Extension kits for Thule WanderWay



#### Thule WanderWay 3<sup>rd</sup> Rail Kit

911600 - To position a 3<sup>rd</sup> bike on the bike rack. Adjustable from left to right.



#### Thule WanderWay 4<sup>th</sup> Rail Kit

911700 - To position a 4<sup>th</sup> bike on the bike rack.

### Bike Holders with AcuTight for Thule RV bike racks



#### Thule Bike Holder 1 with AcuTight Knob

Adjustable bike holder with lockable Thule AcuTight torque limiter knob that clicks when optimal torque is reached. For bike racks with tube diameter of 30 mm - length  $\pm$  12 cm.  
302520 - Anodised / 302525 - Black



#### Thule Bike Holder 2 with AcuTight Knob

Adjustable bike holder with lockable Thule AcuTight torque limiter knob that clicks when optimal torque is reached. For bike racks with tube diameter of 30 mm - length  $\pm$  26 cm.  
302521 - Anodised / 302526 - Black



#### Thule Bike Holder 2.5 with AcuTight Knob

Adjustable bike holder with lockable Thule AcuTight torque limiter knob that clicks when optimal torque is reached. For bike racks with tube diameter of 30 mm - length  $\pm$  30 cm.  
302522 - Anodised / 302527 - Black



#### Thule Bike Holder 3 with AcuTight Knob

Adjustable bike holder with lockable Thule AcuTight torque limiter knob that clicks when optimal torque is reached. For bike racks with tube diameter of 30 mm - length  $\pm$  41 cm.  
302523 - Anodised / 302528 - Black



#### Thule Bike Holder 4 with AcuTight Knob

Bike holder with lockable Thule AcuTight torque limiter knob to connect bike 3 with bike 4 - length  $\pm$  15 cm.  
302524 - Anodised / 302529 - Black

## Bike Racks - Accessories

### Locks



#### Thule One-Key System

Install or replace all lock cylinders on your Thule products and use the same key for all.

- 450400 - One Key System 4-pack
- 450600 - One Key System 6-pack
- 450800 - One Key System 8-pack
- 451200 - One Key System 12-pack
- 451600 - One Key System 16-pack



#### Thule Cable Lock

538000 - Strong, coated cable to secure your bikes - length 1.80 m.



#### Thule AcuTight Knob

528001 - A torque limiter accessory for rear mounted bike carriers with frame holders - replacing the standard knob.



#### Thule Wheel Adapter

977200 - Special protection for road bikes and mountain bikes. Placed between the strap and the rim - set of 2.



#### Thule Strap Lock

307389 - Strap with a durable steel wire to bind around your bikes and bike rack to secure them during transport - length 3.00 m.



#### Thule Knob with Lock

To replace the knob of bike holders without lock for extra security.

- 526000 - set of 2
- 527000 - set of 4

### Smart accessories



#### Thule Carbon Frame Protector

984101 - Adapter for the safe transport of bicycles with carbon frame. The pressure of the fastener is distributed over a large area to minimise the risk of damage to the frame.



#### Thule Rear Warning Sign - Italian type

307619 - Officially approved aluminium rear reflecting panel for protruding loads. Suitable for Europe, except for Spain - 50 x 50 cm.



#### Thule Rear Warning Sign - Spanish type

307337 - Officially approved aluminium rear reflecting panel for protruding loads. Suitable for Spain, not for other European countries - 50 x 50 cm.





## › Storage

Space is always too tight, therefore a flexible storage is crucial. It allows you to have a place for each item and easy access to it. With our smart storage solutions you can store your things inside or outside your van to fully enjoy your free time.



Organizers



Thule Wall Organizer

Provides storage space for all kinds of things.

- FEATURES**
- 14 pockets in 2 different sizes
  - Integrated cover with zipper to protect your items during transport
  - Dimensions LxH: 50 x 85 cm
- FIXATION** (not included)
- Thule Strap Kit for Organizers
  - Thule POD 2.0
  - Thule POD 1.0

306924  
Black/Grey



Thule Shoe Organizer

Provides storage space for at least 10 pairs of shoes.

- FEATURES**
- 10 large and 2 mesh pockets
  - Integrated cover with zipper to protect your shoes during transport
  - Dimensions LxH: 50 x 80 cm
- FIXATION** (not included)
- Thule Strap Kit for Organizers
  - Thule POD 2.0
  - Thule POD 1.0

306925  
Black/Grey



Thule Countertop Organizer

Keeps all essential items within reach.

- FEATURES**
- Different compartments and elastic loops
  - Integrated paper towel holder
  - Dimensions LxH: 90 x 40 cm
- FIXATION** (not included)
- Thule Strap Kit for Organizers
  - Thule POD 2.0
  - Thule POD 1.0

306926  
Black/Grey



Thule Toiletry Kit

Ideal to use in the bathroom.

- FEATURES**
- 13 separate compartments
  - Easy to carry thanks to the handle on top
  - Removable mirror
  - Dimensions closed LxH: 35 x 40 cm
  - Dimensions opened LxH: 35 x 120 cm
  - L-shaped hook to fit over doors
- FIXATION** (not included)
- Thule POD 2.0
  - Thule POD 1.0

306928  
Black/Grey



Thule Go Box

Handy and foldable storage box in two sizes.

- FEATURES**
- 2 main compartments, 3 side pockets
  - Simple to carry and it folds up quickly to store when not in use
  - Foldable cap for rain protection
  - Dimensions Medium LxWxH: 61 x 36 x 30 cm
  - Dimensions Large LxWxH: 61 x 46 x 30 cm

M - 306929  
Black/Grey

L - 306930  
Black/Grey



MORE PRODUCT INFO



Thule Organizers

Fixation systems



Thule Ladder Fixation Kit

- FEATURES**
- Max. load: 10 kg
  - Dimensions LxWxH: 66 x 10 x 8 cm
  - Weight: 1.2 kg

301415  
Black

See p.63



Thule Strap Kit for Organizers

- FEATURES**
- Fits in an optional rail or in the front lead rail of the awning
  - Maximum load: 10 kg/strap
  - Quick release system
  - Adjustable in height
  - Strap length: 1.20 m
  - Set of 2 pieces

307124  
Black



Thule POD 2.0

- FEATURES**
- Mounted with two screws and/or glue
  - Cover included
  - Compact and discrete design
  - Maximum load: 10 kg/POD
  - Dimensions LxWxH: 5.5 x 1.2 x 3 cm
  - Set of 2 pieces

306804  
White





Roof-mounted box  
Thule Force XT


Versatile roof-mounted cargo box  
for everyday use



**Fitting** - Maximum space efficiency across a wide range of vehicle fits.

**Mounting** - Easy to mount thanks to the PowerClick quick-mount system. The integrated torque indicator clicks when it's properly mounted, ensuring fast and secure fitting.

**Load** - 75 kg load capacity.



**Secured** - Comfortable to open and close thanks to the LockKnob that also helps to prevent damage to the Thule Comfort Key.

**Easy opening** - DualSide opening provides easy access to all areas of the box, from either side of the vehicle.

ALL TECHNICAL SPECIFICATIONS - See p.105

NOTE - When mounted on load bars Thule ProBar Flex use Thule T-Track Adapter 697600



**S** 635100 Black Aeroskin  
**M** 635200 Black Aeroskin  
**L** 635700 Black Aeroskin

Discover more Thule roof box models on [www.thule.com](http://www.thule.com)

MORE PRODUCT INFO



Thule  
Force XT

Roof-mounted Basket



Thule Canyon XT

Ideal for transporting gear of all shapes and sizes, this is a roof basket with a robust yet stylish, lightweight steel tube design.

- FEATURES**
- Wind fairing is included to help airflow over your cargo
  - Stylish and functional low-profile design, with tapered side walls for easier loading and unloading
  - Lockable with the Thule One-Key System
  - Make the cargo area 51 cm longer by adding the Thule Canyon Extension XT

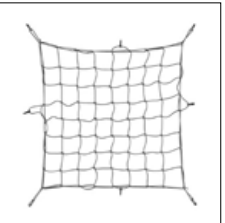


859002  
Black

ALL TECHNICAL  
SPECIFICATIONS  
- See p.105

Accessories

595000 - Thule Load Net 80 x 80 cm  
595100 - Thule Load Net 130 x 90 cm  
859101 - Thule Canyon Extension XT



Rear-mounted Cargo



Thule BackSpace XT

Lightweight, durable cargo box that fits onto the Thule VeloSpace XT bike rack, keeping all of your gear easily accessible.

- FEATURES**
- Box sits low to the ground, making it easy to load and unload cargo
  - Integrated handles for easy carrying of the box
  - Easy to store when not in use, thanks to the lightweight and foldable structure



938300  
Black

ALL TECHNICAL  
SPECIFICATIONS  
- See p.105

Mounting

On a Thule VeloSpace XT bike rack - See p.72







## › Comfort & Security

Make your holiday pleasant and comfortable. Access to your vehicle is effortless with a Thule Step. For safe stability for your vehicle, use the Thule Levelers. Enjoy your activities far from your vehicle with the knowledge your belongings are protected with robust, high quality locks.



Steps  
Thule Slide-Out Step G2



Easy access to your vehicle



Thule Slide-Out Step 12V G2

- FEATURES**
- Width: 400 - 550 - 700 mm
  - Height: 76 mm
  - Weight: 5.8 - 6.6 - 7.7 kg

Thule Slide-Out 12V G2  
Ducato | Jumper | Boxer Euro 6D

- FEATURES**
- Width: 400 - 550 - 700 mm
  - Height: 108 mm
  - Weight: 5.8 - 6.5 - 7.5 kg

Accessories for  
motorised steps

- **Thule LED Kit for Slide-Out Step:**  
Integrated and protected LED for optimal visibility of the footboard
- **Thule Relay Kit:** ensures that the step is folded up when the motor starts
- **Step control box:** ensures that the step is automatically folded and unfolded when the door is opened and closed

Thule Slide-Out 12V G2  
Crafter 2017

- FEATURES**
- Width: 400 - 550 - 700 mm
  - Height: 113 mm
  - Weight: 5.8 - 6.5 - 7.5 kg



**MORE PRODUCT  
INFO**

Thule Slide-  
Out Step G2



Levelers  
Thule Levelers



The stable way to park

**Top stability**  
Thule levelers offer a very large surface area for increased stability, making them ideal for wider tyres, with a maximum load capacity of 5 ton/set.

**Striped area**  
The three heights make it easier to get your vehicle leveled. The striped area offers perfect grip between the tyre and the leveler.



- FEATURES**
- 3 heights: 44 - 78 - 112 mm
  - Dimensions LxWxH: 560 x 200 x 150 mm
  - Weight: 1.8 kg per leveler

307617  
Black



- INCLUDED**
- Set of 2 levelers
  - Storage bag



**MORE PRODUCT  
INFO**

Thule  
Levelers





Locks



Thule Universal Lock

This high security lock fits van or compact van. The surface-mounted installation is perfect for sliding doors, cabin doors or double rear doors of a van.

FEATURES

- Large overlap with door for high security
- Strong rotating lock system
- For sliding doors a 38 mm clearance is required to fit the lock.
- As an alternative a door stopper can be mounted in the rail or the lock can be mounted in a higher position
- Available in the colours white and black

PACK

301406 - 1 piece	301408 - 1 piece
White	Black
301419 - 2 pieces	301409 - 2 pieces
White	Black
301407 - 3 pieces	
White	



MORE PRODUCT INFO

Thule Locks

ALL TECHNICAL SPECIFICATIONS - See p.105



Sliding door



Cabin doors



Rear doors



Locks



Thule Cab Lock

This lock secures your cabin door from the inside with a key. It offers a soft touch cover and matches the colour of your interior. Designed to fit the Fiat Ducato, Citroën Jumper and Peugeot Boxer. Special variant available for MB Sprinter and Renault Master.

PACK

309830 - 2 pieces:	Ducato
Grey	
309831 - 2 pieces:	Sprinter
Grey	



Thule Van Lock

This high security lock helps you to secure rear and sliding side doors. Smart and attractive, it fits all van models and matches the colour of your van's bumper and handles.

PACK

309832 - 1 piece
Black
309833 - 2 pieces
Black







Get inspired on the web and on social media and discover a wide range of Thule products for an active lifestyle, from luggage and backpacks to strollers and child bike seats. And be sure to **inspire us** in your own social media channels with a simple **@thule**, we love to see how you **#bringyourlife**.



More info:  
Scan this  
QR code



Discover all Thule motorhome or caravan accessories in the “Product Guide - Motorhome & caravan accessories” catalogue or go to [www.thule.com](http://www.thule.com).



More info:  
scan this  
QR code





Awnings for vans - Technical Specifications



Name	Thule Omnistor 6300 Manual			Thule Omnistor 6300 Motorised			Thule Omnistor 6300 Pack** Manual			Thule Omnistor 5200 Manual			Thule Omnistor 5200 Motorised			
INSTALLATION																
Van Fiat Ducato   Peugeot Boxer   Citroën Jumper >2007*	•	•	•	•	•	•	•	•	•	•	•	•	•	•	•	
Compact van																
OPERATION																
Fast gear	•	•	•				•	•	•	•	•	•				
By hand																
Motor	Optional	Optional	Optional	12 VDC	12 VDC	12 VDC	Optional	Optional	Optional	Optional	Optional	Optional	Optional	Optional	Optional	
Integrated tension arms	Optional (+ 302095)	•	•	Optional (+ 302095)	•	•	Optional (+ 302095)	•	•	•	•	•	•	Optional (+ 302095)	•	•
Quick-Lock System	•	•	•	•	•	•	•	•	•	•	•	•	•	•	•	•
SPECIFICATIONS for Fiat Ducato   Peugeot Boxer   Citroën Jumper																
Length	3.25 m	3.75 m	4.00 m	3.28 m	3.78 m	4.03 m	3.25 m	3.75 m	4.00 m	3.15 - 3.75 - 4.00 m			3.15 - 3.75 - 4.00 m			
Vehicle size	L2H2	L3H2	L4H2	L2H2	L3H2	L4H2	L2H2	L3H2	L4H2	L2H2	L3H2	L4H2	L2H2	L3H2	L4H2	
Projection	2.50 m	2.50 m	2.50 m	2.50 m	2.50 m	2.50 m	2.50 m	2.50 m	2.50 m	2.50 m			2.50 m			
Product weight	25.10 kg	28.50 kg	30.50 kg	26.10 kg	29.50 kg	31.50 kg	25.10 kg	28.50 kg	30.50 kg	14.20 to 32.80 kg			23.60 to 33.80 kg			
Cassette finishes	Anodised White Anthracite			Anodised White Anthracite			Anodised White Anodised/Black Anthracite			Anthracite			Anthracite			
Fabric finishes	31 - Mystic Grey 32 - Sapphire Blue			31 - Mystic Grey			31 - Mystic Grey			31 - Mystic Grey 32 - Sapphire Blue (only for 4.00 m awning)			31 - Mystic Grey			

FABRIC FINISHES



31

32

\* For other vehicle models, please use our online fit guide (see p.11)



Scan this QR code

\*\* Includes: adapter set, EPDM sealing and adapter-covers

NOTE - For other brands, the Thule Omnistor 5200 awning is available in lengths from 1.90 to 5.00 m. Please consult the online Fit Guide.

Awnings for compact vans - Technical Specifications



Name	Thule Omnistor 5102 Manual	Thule 4200 Manual	Thule 3200 Manual					
INSTALLATION								
Van Fiat Ducato   Peugeot Boxer   Citroën Jumper >2007*								
Compact van	• VW T5/T6	•	•	•	•	•	•	•
OPERATION								
Fast gear	•	•						
By hand			•	•	•	•	•	•
Motor								
Integrated tension arms								
Quick-Lock System	•	•	•	•	•	•	•	•
SPECIFICATIONS								
Length	2.60 m	2.60 m	3.00 m	1.90 m	2.30 m	2.50 m	2.70 m	3.00 m
Vehicle size								
Projection	2.00 m	2.00 m	2.50 m	2.50 m	2.50 m	2.50 m	2.50 m	2.50 m
Product weight	19.80 kg	17.5 kg	19.7 kg	12.00 kg	13.80 kg	14.70 kg	15.60 kg	16.90 kg
Cassette finishes	Light grey Anthracite	Anodised White Anthracite	Anodised White Anthracite	Anthracite Anodised/Black (for awnings of 2.50 m length and more)				
Fabric finishes	31 - Mystic Grey	31 - Mystic Grey	31 - Mystic Grey	07 - Uni Grey				

FABRIC FINISHES



31

07



Smart Panels for vans and compact vans - Technical Specifications

Thule Sun Blocker G2 - Side



Awning type	Projection	A - Mounting height		H - Awning incline	Product No
TO 5200 • 4900 • 5102 • 6300 • T 4200 T 3200	2.00 m	1.90 - 2.24 m	Small	22 cm	307399
TO 5200 • 4900 • 6300 • T 4200	2.50 m	1.90 - 2.24 m	Compact van*	22 cm	301338
		2.25 - 2.44 m	Medium	24 cm	307278
		2.45 - 2.64 m	Large	44 cm	307279

Thule Rain Blocker G2 - Side



Awning type	Projection	A - Mounting height		H - Awning incline	Product No
TO 5200 • 5102 • 4900	2.00 m	1.80 - 1.99 m	Compact van*	21 cm	306515
TO 5200 • 4900 • 6300 • T 4200		2.05 - 2.24 m	Small	23 cm	307400
T 3200	2.50 m	1.80 - 1.99 m	Compact van*	26 cm	301339
TO 5200 • 4900 • 6300 • T 4200		2.05 - 2.24 m	Small	23 cm	307291
		2.25 - 2.44 m	Medium	23 cm	307292
		2.45 - 2.64 m	Large	43 cm	307293
TO 6300		2.30 - 2.50 m	Van**	37 cm	307302



\*Compact van  
• VW California T5/T6 > 2003  
• PSA Minivan > 2016



\*\*Van  
• Fiat Ducato > 2006  
• Peugeot Boxer > 2006  
• Citroën Jumper > 2006  
• VW Crafter > 2017

The Smart Panels for van and compact van have a curved shape for a perfect fit against the vehicle wall

Thule Rain Blocker G2 Pack Compact van



Awning type	Packaging		Product No
TO 4900 • 5102 • T 4200	2x Thule Rain Blocker G2 Side Compact van 2x Thule Rain Blocker G2 Front A (1.27 m) Storage bag		301329

Thule View Blocker G2 - Side



Awning type	Projection	A - Mounting height		H - Awning incline	Product No
TO 6200 • 6300 • T 4200	2.00 m	2.05 - 2.24 m	Small	22 cm	310202
	2.50 m	2.05 - 2.24 m	Small	22 cm	310203
		2.25 - 2.44 m	Medium	22 cm	308380
		2.45 - 2.64 m	Large	42 cm	308381

A = Distance between bottom of awning cassette and ground

Smart Panels for vans and compact vans - Technical Specifications

Thule Sun Blocker G2 - Front



Length	Fits min. awning length	Height	Product No
1.00 m	-	1.70 m	307284
2.40 m	2.60 m		307285
2.80 m	3.00 m		307286
3.30 m	3.50 m		307287
3.80 m	4.00 m		307288

Thule Rain Blocker G2 - Front



Awning type	Panel type	Length	Height	Product No
Combine with Side Panel: Compact van				
T 3200	J	1.12 m	1.85 m	301354
TO 5102 • 4900 • 5200 T 3200 • T 4200	A	1.27 m		306454
T 3200	K	1.47 m		301355
T 3200	L	1.81 m		301356
T 3200	J + A	2.50 m		311360
TO 5102 • 4900 • 5200 • T 4200	A + A	2.60 m		311361
T 3200	J + K	2.70 m		311362
TO 4900 • 5200 T 3200 • T 4200	J + L	3.00 m		311363
Combine with Side Panels: Small				
All Thule Omnistor awnings	B	1.27 m	2.10 m	301320
	C	1.47 m		301321
	D	1.67 m		301322
	E	1.92 m		301323
Combine with Side Panels: Medium, Large and Van				
All Thule Omnistor awnings	F	1.02 m	2.30 m	307303
	G	1.52 m		307304
	H	1.72 m		307305
	I	2.00 m		307306

Thule View Blocker - Front



Awning type	Length	Fits min. awning length	Height	Product No
All Thule Omnistor awnings	2.40 m	2.60 m	1.40 m	307588
	2.80 m	3.00 m		307592
	3.30 m	3.50 m		307594
	3.80 m	4.00 m		307596
	4.30 m	4.50 m		307598

NOTE - Can be used in combination with the Thule Residence G3 tent with the optional connections profiles - 301567



Smart Panels for vans and compact vans - Technical Specifications

Thule Rain Blocker G2 Front Combinations

Panel type

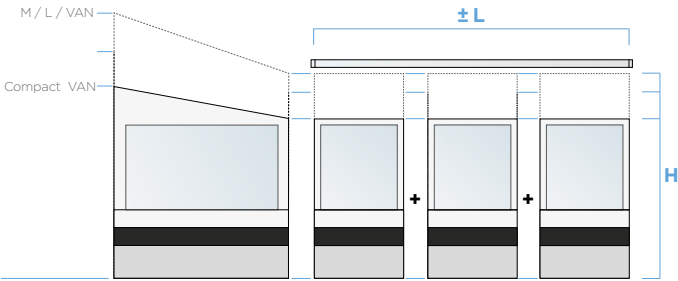
The Thule Rain Blocker G2 front panels exist in 3 different heights and in several lengths.



Front combination

When desired, a full front combination can be made, compatible with your side panel and depending on your awning length.

Compatible side panel	Awning length		Front combination
Thule Rain Blocker G2 Compact van	2.50 m	T 3200	J + A (Set: 301360)
	2.60 m	TO 5102 - 4900 - 5200 - T 4200	A + A (Set: 301361)
	2.70 m	T 3200	J + K (Set: 301362)
	3.00 m	TO 4900 - 5200 - T 4200 - T 3200	J + L (Set: 301363)
Thule Rain Blocker G2 Small	2.60 m		B + B
	2.80 m		B + C
	3.00 m		B + D
	3.00 m		F + F + F
	3.25 m		G + H
	3.50 m		F + G + F
	3.75 m		H + I
	4.00 m		F + I + F
Thule Rain Blocker G2 Medium, Large, Van	4.25 m		F + G + H
	4.50 m		F + I + G



Windscreen - Technical Specifications



Name	Thule Windscreen
Product No	306456
Fabric's height	1.38 m
Total height	1.55 m
Length	3.00 m
Weight	4.5 kg



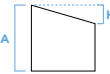


Tents for vans - Technical Specifications



Name	Thule Panorama for Ducato   Jumper   Boxer H2				Thule Residence G3 for Ducato   Jumper   Boxer H2		
Stay	Long stay				Short stay		
INSTALLATION							
Van	• Fiat Ducato   Peugeot Boxer   Citroën Jumper H2				• Ducato   Jumper   Boxer H2		
Compact van							
FITS							
Awnings	Thule Omnistor 6300 • 6200 • 6002				Thule Omnistor 5200 • 6300		
Awning lengths	3.25 m • 3.75 m • 4.00 m				3.00 - 4.00 m		
Mounting height (A)	2.30 - 2.50 m				2.30 - 2.50 m		
Vehicle wall	Curved wall				Curved wall		
SPECIFICATIONS							
Maximum tent length	4.00 m				2.30 - 2.50 m		
Fabric	AIRTEX® fabric				PVC fabric		
Colour	Black, grey and white				Black, grey and white		
Curtains	Optional				Optional		
Windslip	Included				Included		
Wheelcover	Included				Included		
Storage bag	2 Luxury bags				2 Luxury bags		
	ModelsA - Mounting heightHProduct No				Fits - TO 6300ModelsA - Mounting heightProduct No		
	Ducato H2 - 3.25 m	2.30 - 2.50 m	-45 cm	307089	3.25 m	2.30 - 2.50 m	310209
	Ducato H2 - 3.75 m			307090	3.75 m		310211
	Ducato H2 - 4.00 m			307091	4.00 m		310212

Weight for a 3.75 m tent: 22.8 kg



A = Distance between bottom of awning cassette and ground  
H = Awning incline

Weight for a 3.15 m tent: 28,50 kg  
Weight for a 4.00 m tent: 33 kg

NOTE - Front and side panels need to be ordered separately  
Thule Residence G3 for Ducato | Jumper | Boxer H2 - Side panel for TO 5200/6300: 310205

Fits - TO 5200		
Models	A - Mounting height	Product No
3.00 m	2.30 - 2.50 m	310208
3.15 m		310206
3.50 m		310210
3.75 m		310211
4.00 m		310212

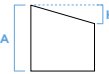
Tent for VW T5/T6 - Technical Specifications



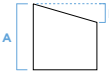
Name	Thule Residence G3 for Volkswagen T5/T6			Thule QuickFit for Ducato   Jumper   Boxer H2								
Stay	Short stay			Short stay								
INSTALLATION												
Van				• Fiat Ducato   Peugeot Boxer   Citroën Jumper H2								
Compact van	• VW T5/T6											
FITS												
Awnings	Thule Omnistor 5102 • Original Volkswagen awning			Thule Omnistor 6300 • 6200 • 6002								
Awning lengths	2.60 m			3.25 - 4.00 m								
Mounting height (A)	1.80 - 2.00 m			2.30 - 2.50 m								
Vehicle wall	Curved wall			Curved wall								
SPECIFICATIONS												
Maximum tent length	2.60 m			3.00 m								
Fabric	PVC fabric			RIPSTOP fabric								
Colour	Black, grey and white			Black, grey and white								
Curtains	Optional			Included								
Windslip	Included			Included								
Wheelcover	Included			Included								
Storage bag	1 Luxury bag			Sport bag								
	Model		Product No		Model		A - Mounting height		H		Product No	
	VW T5/T6		301560		Ducato H2 - 3.00 m		2.30 - 2.50 m		~45 cm		307060	

Weight: 21 kg

Weight: 16.4 kg



A = Distance between bottom of awning cassette and ground  
H = Awning incline



A = Distance between tent rail and ground  
H = Awning incline



Roof Rack System for vans - Technical Specifications



Name	Thule SmartClamp System		
Product No	301640	301641	301642
INSTALLATION			
Van	• Fiat Ducato • Peugeot Boxer • Citroën Jumper ≥ 06/2006		
SPECIFICATIONS			
Vehicle size	L2H2 (length: 5.4 m)	L3H2 (length: 6 m)	L4H2 (length: 6.4 m)
Max. load roof rack	150 kg	200 kg	200 kg
Fits awning length	3.25 m	3.75 m	4.00 m
Product weight	9 kg	11 kg	12 kg
CONTENT			
Base rails	2 x 2.83 m	2 x 3.44 m	2 x 3.78 m
Smart Clamps	6	8	8



NameThule ProBar Flex		
	High (2 pcs)	Low (2 pcs)
Product No	301647	301648
INSTALLATION		
Van	•	•
SPECIFICATIONS		
Height (load bar to roof)	13 cm	10 cm
Length	1.50 m	1.50 m
Max. loading weight (per set)	75 kg	75 kg
Product weight (per set)	8.3 kg	7.9 kg



NameThule SmartClamp System for Awning Pack*			
Product No	301643	301644	301645
INSTALLATION			
Van	• Fiat Ducato • Peugeot Boxer • Citroën Jumper ≥ 06/2006		
SPECIFICATIONS			
Vehicle size	L2H2 (length: 5.4 m)	L3H2 (length: 6 m)	L4H2 (length: 6.4 m)
Max. load roof rack	150 kg	200 kg	200 kg
Fits awning length	3.25 m	3.75 m	4.00 m
Product weight	9 kg	11 kg	12 kg
CONTENT			
Base rails	2 x 2.83 m	2 x 3.44 m	2 x 3.78 m
Smart Clamps	3	4	4
Awning connectors	3	4	4

\* Mounting set when roof rack is bought in combination with the Thule Omnistor 6300 awning

Ladders for vans and compact vans - Technical Specifications



NameThule Van Ladder 9 Steps	
Product No	301404
INSTALLATION	
Van	•
Compact van	•
SPECIFICATIONS	
Steps	9
Max. weight support	150 kg
Dimensions closed (L x W x H)	49 x 7 x 75 cm
Dimensions open (L x W x H)	49 x 7 x 264 cm
Product weight	8.1 kg
Storage bag	•

NOTE: includes Thule Ladder Fixation Kit



NameThule Ladder Fixation Kit	
Product No	301405
INSTALLATION	
Van	•
Compact van	•
SPECIFICATIONS	
Max. load organizers	10 kg
Dimensions (L x W x H)	66 x 10 x 8 cm
Product weight	1.2 kg
Storage bag	•





Rear Door-mounted Bike Racks for vans and compact vans - Technical Specifications



Name	Thule Elite Van XT				Thule WanderWay
Product No	307340	302013	302018	302043	911001
INSTALLATION					
Van	• Fiat Ducato • Peugeot Boxer • Citroën Jumper ≥ 2007		• VW Crafter ≥ 2017	• Mercedes Sprinter > 2006 • VW Crafter 05/2006-2017	
Compact van					• VW T6
SPECIFICATIONS					
Finish	Anodised	Black	Black	Black	Anodised/black
Standard number of bikes	2	2	2	2	2
Max. number of bikes (optional)	2	2	2	2	4 (+ 911600 + 911700)
Loading weight	35 kg	35 kg	35 kg	35 kg	60 kg
Max. bike weight	19 kg	19 kg	19 kg	19 kg	30 kg
Max. bike weight 4 <sup>th</sup> rail	-	-	-	-	15 kg
Fits E-bikes					•
Max tire width	2.75" / 70 mm	2.75" / 70 mm	2.75" / 70 mm	2.75" / 70 mm	2.75" / 70 mm
Product dimensions (L x W x H)	130 x 55 x 125 cm	130 x 55 x 125 cm	130 x 55 x 125 cm	130 x 55 x 125 cm	91 x 152 x 111 cm
Product weight	10.5 kg	10.5 kg	10.5 kg	10.5 kg	13.9 kg
Sliding rails left-right					•
Lockable platform	Manual	Manual	Manual	Manual	Automatic
Lockable bike holders	•	•	•	•	•
Rail distance (2 bikes)	20 cm	20 cm	20 cm	20 cm	31 cm
Rail distance (max. number of bikes)	-	-	-	-	15 cm
Wheel mounting	Adjustable wheel holders with pump buckles	Adjustable wheel holders with pump buckles	Adjustable wheel holders with pump buckles	Adjustable wheel holders with pump buckles	Adjustable wheel holders with pump buckles
One-Key System compatible	•	•	•	•	•

Towbar-mounted Bike Racks for vans and compact vans - Technical Specifications



Name	Thule VeloSpace XT		Thule EasyFold XT	
Product No	938000	939000	933100	934100
INSTALLATION				
Van	•	•	•	•
Compact van	•	•	•	•
SPECIFICATIONS				
Finish	Anodised/black	Anodised/black	Anodised/black	Anodised/black
Standard number of bikes	2	3	2	3
Max. number of bikes (optional)	3 (+ 938100)	4 (+ 938100)	2	3
Loading weight	60 kg	60 kg	60 kg	60 kg
Max. bike weight	30 kg	30 kg	30 kg	30 kg
Max. bike weight 4 <sup>th</sup> rail	-	19 kg	-	-
Fits E-bikes	•	•	•	•
Max tire width	4.7" / 119 mm	4.7" / 119 mm	4.7" / 119 mm	4.7" / 119 mm
Product dimensions (L x W x H)	69 x 135 x 79 cm (74 x 135 x 25 cm folded)	73 x 135 x 79 cm (73 x 135 x 31 cm folded)	63 x 123 x 68 cm (63 x 31 x 68 cm folded)	83 x 123 x 86 cm (83 x 31 x 86 cm folded)
Product weight	18.7 kg	20.6 kg	17.9 kg	23.1 kg
Sliding rails left-right				
Lockable platform	Manual	Manual	Manual	Manual
Lockable bike holders	•	•	•	•
Rail distance	25 cm	19 cm	22 cm	22/19 cm
Wheel mounting	Pump buckles	Pump buckles	Pump buckles	Pump buckles
Loading ramp	Yes, with accessory 917200		Yes, with accessory 933400	
Power connector	13-pin		13-pin	
One-Key System compatible	•	•	•	•



Water Sport Racks for vans and compact vans - Technical Specifications



Name	Thule Hullavator Pro	Thule Hull-a-Port Aero	Thule DockGrip	Thule Portage	Thule SUP Taxi XT
Product No	898000	849000	895000	819000	810001
INSTALLATION					
Van	•	•	•	•	•
Compact van	•	•	•	•	•
SPECIFICATIONS					
Main load type	Kayak	Kayak	Kayak	Canoe	SUP-/surfboard
Load capacity	1 kayak (max. 35 kg)	1 kayak (max. 35 kg)	1 kayak (max. 40 kg)	1 canoe (max. 45 kg)	2 boards (max. 25 kg)
Length of strap	2 x 440 cm	2 x 400 cm	2 x 400 cm	2 x 440 cm	
Rubber protection for buckle	•	•	•	•	
Fits other crafts				Small boat	Fits all types of boards
Fits all mast dimensions					
Lock	•	•	Yes, with accessory 841000	Yes, with accessory 841000	•
Fits Thule ProBar Flex	Only Thule ProBar Flex High - 301647	•	•	•	•
One-Key System compatible	•	•	•	•	•

Winter Sport Racks for vans and compact vans - Technical Specifications



Name	Thule SnowPack			Thule SkiClick
	S	M	L	
Product No	732200	732400	732600	729100
INSTALLATION				
Van	•	•	•	•
Compact van	•	•	•	•
SPECIFICATIONS				
Load capacity	14 kg	28 kg	42 kg	7 kg
Load capacity skis	Up to 2 pair	Up to 4 pair	Up to 6 pair	1 pair (cross country)
Load capacity snowboards	1 board	Up to 2 boards	Up to 3 boards	
Product dimensions (L x W x H)	37 x 7 x 14 cm	62 x 7 x 10 cm	87 x 7 x 10 cm	11 x 9 x 9 cm
Product weight	2.8 kg	3.8 kg	4.8 kg	0.4 kg
Loading width	25 cm	50 cm	75 cm	
Extra large push-button	•	•	•	
Lockable skis to ski rack/ski rack to vehicle	•	•	•	•
One-Key System compatible	•	•	•	

Box/Basket/Cargo for vans and compact vans - Technical Specifications



Name	Thule Force XT		
	S	M	L
Product No	635100	635200	635700
INSTALLATION			
Van	•	•	•
Compact van	•	•	•
SPECIFICATIONS			
Volume	300 L	400 L	450 L
Product dimensions (L x W x H)	139 x 89.5 x 39 cm	175 x 82 x 45.5 cm	190 x 84 x 46 cm
Internal dimensions (L x W x H)	127 x 78 x 34 cm	162 x 71 x 40 cm	177 x 73 x 41 cm
Load capacity	75 kg	75 kg	75 kg
Product weight	14.3 kg	16.4 kg	18.7 kg
Material	Black Aeroskin		
Mounting system	PowerClick		
Locking system	CentralLock		
Box opening	DualSide		

Name	Thule Canyon XT
Product No	859002
INSTALLATION	
Van	•
Compact van	•
SPECIFICATIONS	
Product dimensions (L x W x H)	127 x 104 x 15 cm
Product dimensions with extension	178 x 104 x 15 cm
Load capacity	65 kg
Product weight	12.3 kg
Fits Thule ProBar Flex	•
Miscellaneous	Points of attachment adjustable to the roof rack in length

Name	Thule BackSpace XT
Product No	938300
INSTALLATION	
Van	•
Compact van	•
SPECIFICATIONS	
Volume	300 L
Product dimensions (L x W x H)	137 x 46.5 x 68 cm
Product dimensions folded (L x W x H)	137 x 46.5 x 23.5 cm
Load capacity	50 kg
Product weight	8.6 kg
Miscellaneous	Fits onto the Thule VeloSpace XT towbar-mounted bike rack

NOTE - When mounted on load bars Thule ProBar Flex use Thule T-Track Adapter 697600

Locks for vans and compact vans - Technical Specifications



Name	Thule Universal Lock					Thule Cab Lock		Thule Van Lock	
Product No	301406	301419	301407	301408	301409	309830	309831	309832	309833
INSTALLATION									
Van	•	•	•	•	•	•	•	•	•
Compact van	•	•	•	•	•			•	•
SPECIFICATIONS									
Secures rear doors	•	•	•	•	•			•	•
Secures sliding side doors	•	•	•	•	•			•	•
Secures cabin doors	•	•	•	•	•	•	•		
Material	Solid powder-coated aluminium					Solid lacquered aluminium		Solid powder-coated aluminium	
Colour	White			Black		Grey		Black	
Pack	1 pc	2 pcs	3 pcs	1 pc	2 pcs	2 pcs		1 pc	2 pcs
Weight/pc (netto)	0.540 kg   0.760 kg   0.720 kg (depending on mounting installation)					1.085 kg	1.355 kg	0.525 kg	



› Bring your board  
Bring your bike  
Bring your skis  
Bring your gear  
Bring your kids  
Bring your love  
Bring your passion  
Bring your dreams  
Bring your life







**303109 - EN** - Local variations in product range may occur and products may be subject to change without further notice. With reservation against possible mistake in the contents of the catalogue.

Concept + graphic design: Marylebone High - Hervé Ménard. Photography: South Side Agency, Adventure Production AB, Bram Declercq, David Meignan, Eleonora Raggi, Tobias Ilsanker, Fabienne Nury.

Print: Drukkerij De Maertelaere bvba.

#### **Thule nv**

Kortrijkstraat 343 - BE - 8930 Menen  
+32 56 52 88 99 - [InfoRV@thule.com](mailto:InfoRV@thule.com)  
[www.thule.com](http://www.thule.com)

» PART OF THULE GROUP

